

# ARCOROC



2024 FOOD SERVICE  
COLLECTION

---

SMART TABLETOP  
SOLUTIONS FOR  
PROFESSIONALS

---





Innovative glass for a better world

**W**orld leader in tableware, the Arc group creates everyday innovative and sustainable glass solutions to enjoy eating, drinking and home experiences.

Through its Luminarc™, Arcoroc™, Cristal d'Arques™ Paris and Chef&Sommelier™ brands, Arc is aimed at both individuals and professionals. The Group is present in many markets, in particular that of mass retail, hotels, restaurants, bars and cafes, wine merchants, and collective catering (schools, hospitals, retirement homes, and company canteens). It also provides tailor-made solutions for manufacturers and promotional items.

Committed to a Corporate Social Responsibility approach, the Arc group invested 5 million euros in Research & Development in 2022 and reduced its CO<sup>2</sup> emissions by more than 23% per ton of glass produced between 2010 and 2022. The Arc group is also actively contributing to the transition to a new circular economy model, including offering innovative and sustainable glass containers as alternatives to single-use plastic.

With production sites in France, the United States, China and the United Arab Emirates, the Group produces more than 4 million items every day. Arc employs more than 7,000 people and generated sales of 900 million euros in 2022.

**Arc, innovative glass for a better world**

[www.arc-intl.com](http://www.arc-intl.com)





### Climate Roadmap & Circular Economy

Arc has initiated Arc Responsible, a program built around 7 topics whose implementation is planned until 2030. The aim of this program is to reduce the environmental impact resulting from the design, manufacture, use and recycling of its products.

More info about  
Arc Responsible





Arc has also acquired unique expertise over the years in the areas of food service, bars, gastronomy, oenology and Food to go & Delivery.

With its two brands, Arcoroc™ and Chef&Sommelier™, Arc perfectly meets the needs of hospitality and restaurant professionals via a very extensive portfolio of products.

In this catalogue, discover more than 15 different unit needs (tableware, buffet, dinnerware, champagne or cocktail set, cutlery, etc.) among which you will find the perfect solution for your needs, from the heaviest to the most refined usage, as well as the most innovative.

## ARCOROC

It's all part of every day, and every service.

At Arcoroc™, we know this very well; we've been creating tableware products since 1958.

Arcoroc™ has developed a range of **innovative** and functional **global tableware solutions**, designed for **intensive** use in the catering industry, which is now recognized worldwide and makes us the preferred partner of the world's leading hotel, restaurant and bar chains.

This has led to an unrivalled presence, made possible by our **unique know-how** and constant quest for **innovation** in materials and design.

Ultimately, Arcoroc™ has the sole aim of resisting both the pressure and rhythm of your daily life, but also matching your creativity and desire to satisfy your customers.

Arcoroc™ also develops **sustainable product solutions** that are easy to transport, **healthy, hygienic**, and have a **reduced carbon footprint**, so that together we can build the responsible and fair catering of tomorrow.

Arcoroc™ is a brand of the ARC Group, and benefits from the know-how and heritage of this major industrial group that was founded in 1825. It has since become the world leader in tableware.







**Chef&Sommelier™** symbolizes an art of living that embodies the richness of **French gastronomy and oenology**.

**Chef&Sommelier™** imagines glassware collections with pure and **elegant** design.

It offers a unique signature for serving **fine** tables, and the **demanding** professionals who seek to sublimate their savoir-faire, while awakening the senses and creating unforgettable tasting experiences for guests.

The **Chef&Sommelier™** collections are part of a world of **innovation, passion, elegance** and **exacting** standards.

With **Chef&Sommelier™**, make way for **pleasure, creativity, discovery** and **shared authenticity!**

It is reassuring to know that all **Chef&Sommelier™** items are produced in Krysta™, a new-generation of crystal glass, which is made in France in the "Haut de France" region.

Chef&Sommelier™ is an ARC Group brand, benefiting from the know-how and heritage of this major industrial group. It was founded in 1825 and has since become the world leader in tableware.



■ **DRINKWARE** ..... 10

*C&S Collection Stemglasses*

- CABERNET ABONDANT ..... 12
- CABERNET BALLON ..... 12
- CABERNET SUPRÊME ..... 12
- CABERNET TULIPE ..... 12
- CABERNET VINS JEUNES ..... 13
- CHAMPAGNE & COCKTAIL ..... 13
- DISTINCTION ..... 13
- ÉVIDENCE ..... 13
- EXALTATION *New* ..... 14
- MACARON\* ..... 14
- OPEN' UP\* ..... 14
- OPEN' UP SPIRIT\* ..... 15
- REVEAL' UP ..... 15
- SENSATION EXALT ..... 15
- SÉQUENCE ..... 16
- SPIRITS ..... 16
- SUBLYM ..... 16
- SYMÉTRIE ..... 17
- VILLENEUVE ..... 17
- VIN AU VERRE ..... 17

*C&S Collection Tumblers*

- ABSOLUTY ..... 18
- LIMA ..... 18
- MACARON\* ..... 14
- OPEN' UP\* ..... 14
- OPEN' UP SPIRIT\* ..... 15
- PRIMARY ..... 18
- PRIMARY COLOR ..... 19
- PRIMARY HANDCRAFT ..... 19
- VIGNE ..... 19

*Arcoroc Collection Stemglasses*

- AMÉLIA ..... 20
- BRIO ..... 20
- BROADWAY\* ..... 20
- CERVOISE ..... 20
- DÉGUSTATION ..... 20
- DOMAINE ..... 21
- ÉLÉGANCE\* ..... 21
- ÉLISA\* ..... 21
- FINE CHAMPAGNE ..... 22
- HURRICANE ..... 22
- LINÉAL ..... 22
- MAGNIFIQUE ..... 22
- MARGARITA ..... 22
- MINÉRAL ..... 22
- MONTI ..... 23
- NORMANDIE ..... 23
- PRINCESA\* ..... 23
- REIMS ..... 24
- SAVOIE ..... 24
- SILHOUETTE ..... 24
- V. JULIETTE\* ..... 25
- VIN AU VERRE ..... 25
- VINA\* ..... 26
- VITICOLE ..... 27
- WEST LOOP\* ..... 27

*Arcoroc Collection Tumblers*

- ALAMEDA ..... 28
- AMSTERDAM ..... 28
- ARCADIE ..... 28
- AUTONOMY *New* ..... 48
- BARIL ..... 28
- BOURBON STREET ..... 28
- BRITANNIA ..... 29
- BRIXTON ..... 29
- BROADWAY ..... 20
- BROADWAY COLOR *New* ..... 20
- CAMPUS ..... 29
- CAN ..... 29
- CHIQUITO ..... 30
- COLOR STUDIO ..... 30
- CONIQUE ..... 30
- ÉLÉGANCE ..... 21
- ÉLISA ..... 21
- FORUM ..... 30
- GIN ..... 30
- GRANITY ..... 31
- HAWORTH ..... 31
- HOT SHOT ..... 31
- ISLANDE ..... 32
- LINZ ..... 32
- LOG ..... 33
- LOG BRUSH *New* ..... 33
- LOUISIANE ..... 33
- MALÉA ..... 34
- MARTIGUES ..... 34
- MYRIAD *New* ..... 34
- NEW YORK ..... 34
- NONIC ..... 35
- NORVÈGE ..... 35
- OLD SQUARE ..... 35
- PAMPILLE COLOR *New* ..... 36
- PINTA ..... 36
- PRINCESA ..... 23
- PRYSM ..... 36
- SALTO ..... 36
- SALTO ICE BLUE ..... 37
- SHAKER ..... 39
- SHETLAND ..... 37
- SIDRA ..... 37
- SPIRALE ..... 37
- STACK' UP ..... 38
- STACK' UP CROSS *New* ..... 38
- STOCKHOLM ..... 38
- TUBO ..... 38
- TULIP ..... 39
- ULTIMATE ..... 39
- V. JULIETTE ..... 25
- VIGNE ..... 39
- VINA ..... 26
- WEST LOOP ..... 27
- WILLI BECHER ..... 39

\* Stemware collections including tumblers

## ■ DECANTER, CARAFE, JUG .... 40

• EXPLORE .....	42
• MACARON .....	42
• OPENING .....	42
• OPEN'UP .....	42
• ◦ARC .....	44-45
• À VIN .....	43
• CARRÉ .....	43
• DECANTA .....	42
• FLUID .....	43
• FLUID COLOR .....	44
◦ FUNAMBULE .....	44
◦ QUADRO .....	45
• SPRING .....	44
◦ TIVOLI .....	45
• VINA .....	42

## ■ DINNERWARE ..... 46

• AUTONOMY <b>New</b> .....	48
• BRUSH .....	49-51
◦ COTTAGE .....	52
• DAMIER .....	63
• EMPILABLE .....	63
◦ EVERYDAY .....	52
• EVOLUTIONS BLACK .....	53
• EVOLUTIONS BLACK SPECIALTIES .....	54
• EVOLUTIONS GRANIT .....	53
• EVOLUTIONS SOLUTIONS .....	54
• ◦EVOLUTIONS WHITE .....	53
• FILET BORDEAUX .....	55
• FILET DELFT .....	55
• HEAT SYSTEM .....	56
• HÔTELIÈRE .....	56
• INTENSITY WHITE .....	56
• NOVA AQUITANIA .....	57
• NOVA AQUITANIA LIGHT TURQUOISE .....	57
• RESTAURANT .....	58-59
• ◦STAIRO .....	60
• ◦TRIANON .....	60-61
◦ ZÉLIE BLACK .....	62
◦ ZÉLIE WHITE .....	62

## ■ DESSERTS ..... 64

• ESKALE .....	66
• JAZZED .....	66
• MAEVA .....	66
• PALMIER .....	67

HB: High Ball.  
OF: Old Fashioned.  
Ø M: Maximum diameter.  
Ø W/O handle: Diameter without handle.  
H: Height.  
W: Weight.

**NEW**

2024 News

*Photos are not binding.*

*The article designations are commercial designations where the size is indicative.*

• PÉPITE .....	67
• QUADRO .....	67
• SEYCHELLES .....	67
• SORBET .....	67
• VERSATILE .....	67

## ■ HOT DRINKS ..... 68

• ARCADIE .....	70
◦ ARIBA .....	70
• AROMA .....	70
• BOCK .....	71
• BOCK À THÉ .....	71
• BOCK SUR PIED .....	71
• ◦EMPILABLE .....	71
• INTENSITY BARIL .....	72
• IRISH COFFEE .....	72
• LATINO .....	72
◦ NEW MORNING .....	73
• VOLUTO .....	73

## ■ APPETIZER ..... 74

• APPETIZER .....	76
• APPETIZER FILET BLACK .....	77
• BARIL .....	76

## ■ SALAD BOWLS ..... 78

◦ ASPEN .....	80
◦ COCOON .....	80
◦ COSMOS .....	80
• EMPILABLE .....	81

## ■ REUSE ..... 82

• COMPATIBLE LIDS .....	90-93
• ◦EMPILABLE CAPS .....	85
• FOOD BOX .....	86
• ONCTUOSE .....	87
• SO URBAN .....	88-89

## ■ FLATWARE ..... 94

• BLACK OAK .....	96
• EZZO .....	96
• LAZZO .....	97
• VESCA .....	98
• VOLUTO .....	99

**PACKAGING**

**C** → Gift box.  
**F** → Closed box. Self-closing or semi-self-closing base.  
**FF** → Closed box with window.  
**R** → Shrink-wrap set.  
**A** → Regular slotted carton used as primary packaging.  
**B** → Types of secondary packaging Master carton.  
**IT** → Industrial transport.

Example:






F6/B4 = 24 - Primary packaging: F  
Master carton: B  
Number of pieces inside the primary packaging: 6  
Number of primary packs in Master carton: 4  
Total number of items in the Master carton:  
6 x 4 = 24 Pieces






## Expert Stemglasses

Classification of our Chef&Sommelier expert stemglasses according to the type of wine.

C&S EXPERTS	SPARKLING WINE	YOUNG WINE	BIO WINE	MATURE WINE
Exaltation 35cl - 30cl 	✓			
Macaron 			✓	
Open'Up 		✓		
Reveal'Up 	✓ Reveal'up Soft	✓ Reveal'up Soft		✓ Reveal'up Intense
Villeneuve 				✓

\* YOUNG WINES: Whites <3 years, Reds <5 years  
MATURE WINE: Whites >3 years, Reds >5 years



### Which size of glass for which wine?



Rich red



Fruity red



Rosé &  
champagne



Dry, fruity white  
& champagne



White dessert  
wine

## Cabernet Abondant

C&S KRYSTA

SHEER RIM



70 cl  
Ø M = 110 mm  
H = 220 mm  
W = 256 g  
**FJ037**  
F6/B2=12



50 cl  
Ø M = 100 mm  
H = 201 mm  
W = 217 g  
**FJ038**  
F6/B2=12



70 cl  
Ø M = 113 mm  
H = 221 mm  
W = 270 g  
**46981**  
F6/B4=24



58 cl  
Ø M = 106 mm  
H = 209 mm  
W = 234 g  
**47026**  
F6/B4=24  
**N4592**  
A12=12



47 cl  
Ø M = 100 mm  
H = 196 mm  
W = 190 g  
**47017**  
F6/B4=24  
**N4584**  
A12=12



35 cl  
Ø M = 91 mm  
H = 182 mm  
W = 190 g  
**47019**  
F6/B4=24  
**N4585**  
A12=12

## Cabernet Suprême

C&S

KRYSTA

SHEER RIM



62 cl  
Ø M = 95 mm  
H = 240 mm  
W = 253 g  
**FJ035**  
F6/B2=24



47 cl  
Ø M = 87 mm  
H = 216 mm  
W = 216 g  
**FJ036**  
F6/B2=12



75 cl  
Ø M = 101 mm  
H = 255 mm  
W = 229 g  
**D0795**  
F6/B2=12



58 cl  
Ø M = 94 mm  
H = 230 mm  
W = 225 g  
**46888**  
F6/B4=24  
**N4580**  
A12=12



47 cl  
Ø M = 88 mm  
H = 220 mm  
W = 200 g  
**46961**  
F6/B4=24  
**N4581**  
A12=12



35 cl  
Ø M = 81 mm  
H = 203 mm  
W = 181 g  
**46973**  
F6/B4=24  
**N4574**  
A12=12



25 cl  
Ø M = 72 mm  
H = 180 mm  
W = 146 g  
**46978**  
F6/B4=24  
**N4582**  
A12=12

## ...Cabernet Tulipe

C&S KRYSTA

SHEER RIM / \* EFFERVESCENCE PLUS



19 cl  
Ø M = 66 mm  
H = 165 mm  
W = 142 g  
**53468**  
F6/B4=24



12 cl  
Ø M = 54 mm  
H = 150 mm  
W = 102 g  
**14798**  
F6/B4=24



7 cl  
Ø M = 52 mm  
H = 135 mm  
W = 80 g  
**V5794**  
F6/B4=24



47 cl  
Ø M = 81 mm  
H = 188 mm  
W = 235 g  
**G3570**  
F6/B4=24



40 cl  
Ø M = 81 mm  
H = 167 mm  
W = 192 g  
**G3573**  
F6/B4=24



24 cl  
Ø M = 70 mm  
H = 235 mm  
W = 141 g  
**D0796**  
F6/B4=24



16 cl  
Ø M = 70 mm  
H = 225 mm  
W = 145 g  
**48024**  
F6/B4=24  
**N4583**  
A12=12



## Cabernet Vins jeunes C&S KRISTA

SHEER RIM



≈16 cl

≈13 cl

≈10 cl

58 cl

Ø M = 104 mm  
H = 223 mm  
W = 201 g

**E2789**  
F6/B4=24

47 cl

Ø M = 97 mm  
H = 214 mm  
W = 190 g

**E2790**  
F6/B4=24

35 cl

Ø M = 90 mm  
H = 200 mm  
W = 163 g

**E2788**  
F6/B4=24

## Champagne & Cocktail... C&S KRISTA

SHEER RIM / \* EFFERVESCENCE PLUS



30 cl COUPE ●

Ø M = 95 mm  
H = 191 mm  
W = 131 g

**N6386**  
F6/B4=24

21 cl COUPE

Ø M = 94 mm  
H = 150 mm  
W = 100 g

**Q7785**  
F6/B4=24

30 cl COUPE

Ø M = 120 mm  
H = 168 mm  
W = 175 g

**N6815**  
F6/B2=12

21 cl COUPE

Ø M = 114 mm  
H = 180 mm  
W = 168 g

**L3678**  
F6/B4=24

● Coupe  
MACARON FASCINATION.

## ...Champagne & Cocktail C&S KRISTA

SHEER RIM

## Distinction C&S KRISTA

SHEER RIM / \* EFFERVESCENCE PLUS



30 cl MARTINI

Ø M = 120 mm  
H = 188 mm  
W = 222 g

**N6831**  
F6/B2=12

**N4594**  
A12=12

21 cl MARTINI

Ø M = 116 mm  
H = 172 mm  
W = 215 g

**N6887**  
F6/B2=12

44 cl HURRICANE

Ø M = 79 mm  
H = 208 mm  
W = 300 g

**V3263**  
F6/B4=24

15 cl NICK & NORA

Ø M = 70 mm  
H = 143 mm  
W = 100 g

**Q3702**  
F6/B4=24



47 cl

Ø M = 96 mm  
H = 233 mm  
W = 182 g

**Q9064**  
F6/B4=24

38 cl

Ø M = 91 mm  
H = 220 mm  
W = 175 g

**Q9062**  
F6/B4=24

28 cl

Ø M = 83 mm  
H = 207 mm  
W = 150 g

**Q8990**  
F6/B4=24

23 cl

Ø M = 70 mm  
H = 233 mm  
W = 130 g

**Q9080**  
F6/B4=24

## Évidence

C&S KRISTA

SHEER RIM / \* EFFERVESCENCE PLUS



45 cl

Ø M = 84 mm  
H = 209 mm  
W = 190 g

**V2821**  
F6/B4=24

35 cl

Ø M = 79 mm  
H = 190 mm  
W = 180 g

**V2620**  
F6/B4=24

27 cl

Ø M = 73 mm  
H = 180 mm  
W = 140 g

**V2822**  
F6/B4=24

16 cl

Ø M = 62 mm  
H = 190 mm  
W = 125 g

**V2823**  
F6/B4=24





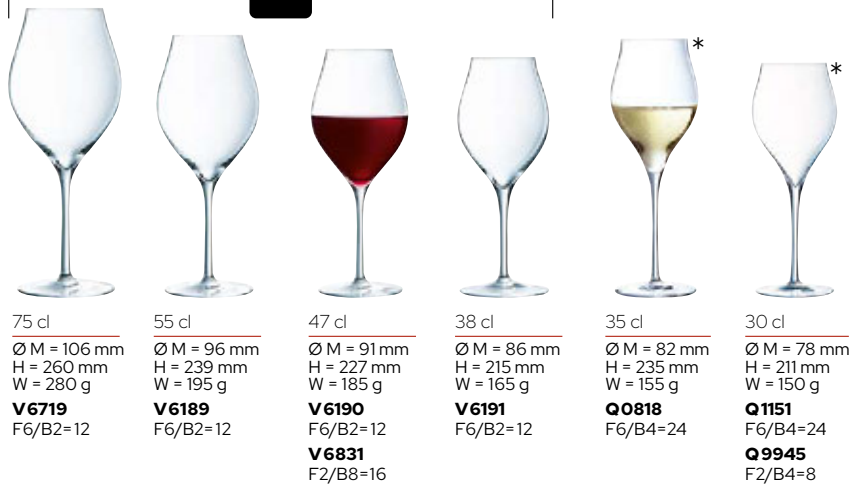


## Exaltation

C&S KRYSTA

SHEER RIM

NEW

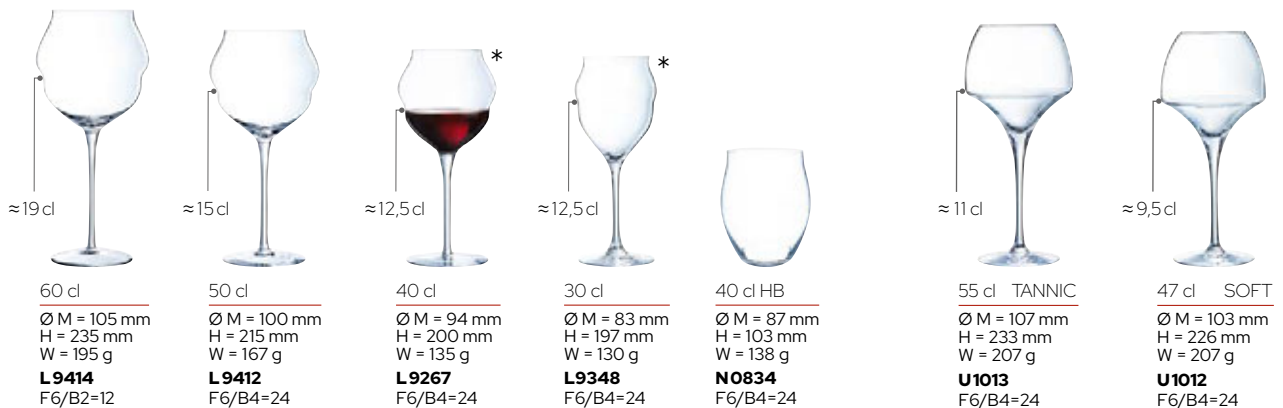


\* A UNIQUE EFFERVESCENCE TREATMENT.  
"Patented in France under number FR20014773".

## Macaron

C&S KRYSTA

SHEER RIM / \* EFFERVESCENCE PLUS



Collection that has also a DECANTER, (P.42).

## Open'Up...

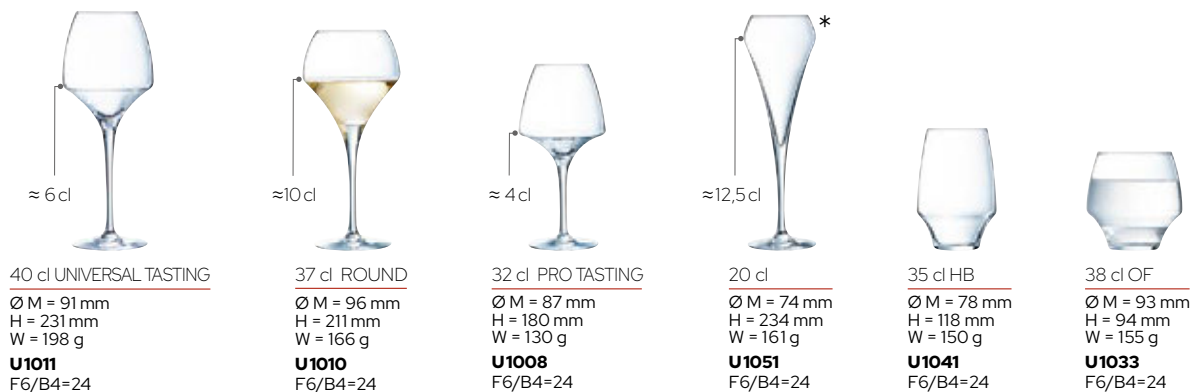
C&S KRYSTA

SHEER RIM

## ... Open'Up

C&S KRYSTA

SHEER RIM / \* EFFERVESCENCE PLUS



Collection that also has DECANTER, (P. 42).

# Open'Up Spirit


C&S **KRYSTA**  
SHEER RIM



≈ 6 cl  
**16,5 cl AMBIENT**  
Ø M = 70 mm  
H = 170 mm  
W = 103 g  
**U1062**  
F6/B4=24



≈ 10 cl  
**39 cl ARDENT**  
Ø M = 104 mm  
H = 132 mm  
W = 168 g  
**U1059**  
F6/B4=24



≈ 7 cl  
**30 cl WARM**  
Ø M = 99 mm  
H = 86 mm  
W = 156 g  
**U1032**  
F6/B4=24  
**V0828**  
F2/B6=12



# Reveal'Up

C&S **KRYSTA**

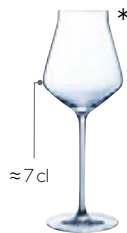
SHEER RIM / \* EFFERVESCENCE PLUS



≈ 12 cl  
**50 cl SOFT**  
Ø M = 96 mm  
H = 246 mm  
W = 199 g  
**N1738**  
F6/B2=12



≈ 10 cl  
**40 cl SOFT \***  
Ø M = 91 mm  
H = 231 mm  
W = 191 g  
**J8743**  
F6/B4=24  
**Q8623**  
F2/B8=16



≈ 7 cl  
**30 cl SOFT \***  
Ø M = 83 mm  
H = 217 mm  
W = 155 g  
**J8908**  
F6/B4=24



≈ 13 cl  
**55 cl INTENSE**  
Ø M = 111 mm  
H = 234 mm  
W = 200 g  
**J9014**  
F6/B4=24



≈ 10 cl  
**45 cl INTENSE**  
Ø M = 104 mm  
H = 221 mm  
W = 189 g  
**J8742**  
F6/B4=24



**21 cl \***  
Ø M = 66 mm  
H = 233 mm  
W = 153 g  
**J8907**  
F6/B4=24

# Sensation Exalt

C&S **KRYSTA**

SHEER RIM / \* EFFERVESCENCE PLUS



**41 cl**  
Ø M = 87 mm  
H = 206 mm  
W = 266 g  
**E7695**  
F6/B4=24



**31 cl**  
Ø M = 80 mm  
H = 197 mm  
W = 218 g  
**E7696**  
F6/B4=24



**25 cl**  
Ø M = 74 mm  
H = 187 mm  
W = 164 g  
**E7697**  
F6/B4=24



**20 cl**  
Ø M = 70 mm  
H = 180 mm  
W = 159 g  
**E7698**  
F6/B4=24



**19 cl \***  
Ø M = 70 mm  
H = 210 mm  
W = 169 g  
**E7700**  
F6/B4=24

## Séquence...

C&S KRYSTA

SHEER RIM / \* EFFERVESCENCE PLUS



74 cl  
Ø M = 100 mm  
H = 235 mm  
W = 200 g  
**L9951**  
F6/B2=12



62 cl  
Ø M = 95 mm  
H = 235 mm  
W = 205 g  
**N9710**  
F6/B4=24



55 cl  
Ø M = 90 mm  
H = 235 mm  
W = 190 g  
**L9950**  
F6/B2=12



44 cl  
Ø M = 87 mm  
H = 227 mm  
W = 177 g  
**L9949**  
F6/B2=12



35 cl  
Ø M = 79 mm  
H = 210 mm  
W = 155 g  
**L9948**  
F6/B4=24



24 cl IMPERIALE  
Ø M = 69 mm  
H = 235 mm  
W = 155 g  
**P3787**  
F6/B4=24



17 cl  
Ø M = 70 mm  
H = 208 mm  
W = 135 g  
**L9947**  
F6/B4=24

## ...Séquence

C&S KRYSTA

## Spirits

C&S KRYSTA

SHEER RIM

SHEER RIM



47 cl MULTIPURPOSE  
Ø M = 86 mm  
H = 180 mm  
W = 163 g  
**N9711**  
F6/B4=24



37 cl BEER  
Ø M = 80 mm  
H = 150 mm  
W = 130 g  
**P0089**  
F6/B4=24



21 cl PORTO  
Ø M = 66 mm  
H = 190 mm  
W = 115 g  
**N9696**  
F6/B4=24



70 cl COGNAC  
Ø M = 113 mm  
H = 166 mm  
W = 199 g  
**N8172**  
F6/B4=24



17 cl RHUM  
Ø M = 75 mm  
H = 127 mm  
W = 105 g  
**N6374**  
F6/B4=24



12 cl SHERRY  
Ø M = 60 mm  
H = 190 mm  
W = 79 g  
**N8209**  
F6/B4=24



11 cl CORDIAL  
Ø M = 60 mm  
H = 200 mm  
W = 89 g  
**N8212**  
F6/B4=24



10 cl GRAPPA  
Ø M = 64 mm  
H = 182 mm  
W = 94 g  
**N8211**  
F6/B4=24



6,5 cl CORDIAL  
Ø M = 56 mm  
H = 158 mm  
W = 102 g  
**N8213**  
F6/B4=24

## Sublym

C&S KRYSTA

SHEER RIM / \* EFFERVESCENCE PLUS



55 cl  
Ø M = 92 mm  
H = 260 mm  
W = 215 g  
**V3604**  
F6/B2=12



45 cl  
Ø M = 87 mm  
H = 250 mm  
W = 201 g  
**N1739**  
F6/B2=12



35 cl  
Ø M = 81 mm  
H = 230 mm  
W = 175 g  
**L2761**  
F6/B4=24



25 cl  
Ø M = 72 mm  
H = 207 mm  
W = 150 g  
**L2609**  
F6/B4=24



21 cl  
Ø M = 70 mm  
H = 240 mm  
W = 140 g  
**L2762**  
F6/B4=24



60 cl BALLON  
Ø M = 111 mm  
H = 229 mm  
W = 210 g  
**N4742**  
F6/B2=12






35 cl MULTIPURPOSE  
Ø M = 81 mm  
H = 177 mm  
W = 175 g  
**N5368**  
F6/B4=24



# Symétrie

C&S KRISTA




SHEER RIM / \* EFFERVESCENCE PLUS

						
58 cl Ø M = 106 mm H = 209 mm W = 235 g <b>Q8707</b> F6/B4=24	55 cl Ø M = 92 mm H = 260 mm W = 215 g <b>V2696</b> F6/B4=24	45 cl Ø M = 87 mm H = 250 mm W = 205 g <b>V0391</b> F6/B4=24	35 cl Ø M = 80 mm H = 230 mm W = 178 g <b>V1483</b> F6/B4=24	21 cl Ø M = 114 mm H = 179 mm W = 168 g <b>V1171</b> F6/B4=24	21 cl Ø M = 75 mm H = 240 mm W = 140 g <b>V2697</b> F6/B4=24	16 cl Ø M = 65 mm H = 198 mm W = 127 g <b>V1375</b> F6/B4=24

# Villeneuve

C&S KRISTA

SHEER RIM

				
73 cl Ø M = 101 mm H = 258 mm W = 229 g <b>Q5375</b> A12=12	63,5 cl Ø M = 105 mm H = 227 mm W = 212 g <b>Q5373</b> A12=12	53,5 cl Ø M = 90 mm H = 248 mm W = 213 g <b>Q5374</b> A12=12	47,5 cl Ø M = 87 mm H = 228 mm W = 177 g <b>Q5376</b> A12=12	26,5 cl Ø M = 86 mm H = 201 mm W = 162 g <b>Q5372</b> A12=12

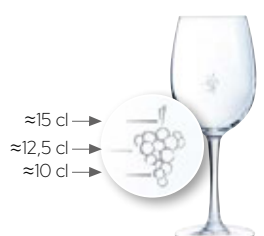

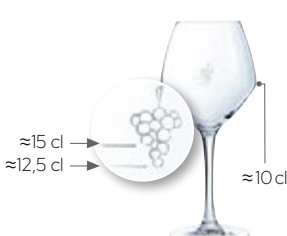


# Vin au verre

C&S KRISTA

SHEER RIM



 <p>35 cl CABERNET TULIPE GRAPPE Ø M = 81 mm H = 203 mm W = 181 g <b>P9026</b> F6/B4=24</p>	 <p>35 cl CABERNET TULIPE ELLIPSE Ø M = 81 mm H = 203 mm W = 181 g <b>J4587</b> F6/B4=24</p>	 <p>35 cl CABERNET VINS JEUNES GRAPPE Ø M = 90 mm H = 200 mm W = 163 g <b>P8619</b> F6/B4=24</p>
--	--	---

# Absoluty

C&S KRYSTA

SHEER RIM



45 cl HB  
 Ø M = 84 mm  
 H = 127 mm  
 W = 220 g  
**Q9217**  
 F6/B4=24



37 cl HB  
 Ø M = 79 mm  
 H = 119 mm  
 W = 190 g  
**Q9216**  
 F6/B4=24



32 cl OF  
 Ø M = 85 mm  
 H = 91 mm  
 W = 175 g  
**Q9214**  
 F6/B4=24



25 cl OF  
 Ø M = 78 mm  
 H = 85 mm  
 W = 150 g  
**Q9215**  
 F6/B4=24



# Lima

C&S KRYSTA

SHEER RIM



45 cl HB  
 Ø M = 77 mm  
 H = 160 mm  
 W = 250 g  
**L2356**  
 F6/B4=24



40 cl HB  
 Ø M = 77 mm  
 H = 133 mm  
 W = 240 g  
**L8110**  
 F6/B4=24



38 cl HB  
 Ø M = 88 mm  
 H = 110 mm  
 W = 220 g  
**G3368**  
 F6/B4=24



35 cl OF  
 Ø M = 93 mm  
 H = 83 mm  
 W = 225 g  
**G3367**  
 F6/B4=24

# Primary

C&S KRYSTA

SHEER RIM



44 cl HB  
 Ø M = 87 mm  
 H = 110 mm  
 W = 155 g  
**G3323**  
 F6/B4=24



40 cl HB  
 Ø M = 76 mm  
 H = 127 mm  
 W = 150 g  
**L8677**  
 F6/B4=24



36 cl HB  
 Ø M = 81 mm  
 H = 101 mm  
 W = 153 g  
**G3322**  
 F6/B4=24



27 cl HB  
 Ø M = 74 mm  
 H = 93 mm  
 W = 122 g  
**G0036**  
 F6/B4=24



## Primary Color

C&S SPRAY COLOR

SHEER RIM / PROFESSIONAL 2000 CYCLES



36 cl HB  
BLACK MAT

Ø M = 81 mm  
H = 101 mm  
W = 153 g

**L9406**  
FF6/B4=24



36 cl HB  
WHITE MAT

Ø M = 81 mm  
H = 101 mm  
W = 153 g

**L9407**  
FF6/B4=24



36 cl HB  
EMERALD

Ø M = 81 mm  
H = 101 mm  
W = 153 g

**V3051**  
F6/B4=24



36 cl HB  
JADE

Ø M = 81 mm  
H = 101 mm  
W = 153 g

**V3052**  
F6/B4=24



## Primary Handcraft C&S SPRAY COLOR

SHEER RIM / PROFESSIONAL 2000 CYCLES



36 cl HB BLUE

Ø M = 81 mm  
H = 101 mm  
W = 153 g

**Q3478**  
FF6/B4=24



36 cl HB GREY

Ø M = 81 mm  
H = 101 mm  
W = 153 g

**Q3477**  
FF6/B4=24



36 cl HB RED

Ø M = 81 mm  
H = 101 mm  
W = 153 g

**Q3215**  
FF6/B4=24

## Vigne

C&S KRYSTA

SHEER RIM



45 cl HB

Ø M = 70 mm  
H = 165 mm  
W = 309 g

**L2369**  
F6/B4=24



33 cl HB

Ø M = 69 mm  
H = 126 mm  
W = 237 g

**G3674**  
F6/B4=24



22 cl HB

Ø M = 61 mm  
H = 111 mm  
W = 186 g

**G3658**  
F6/B4=24



37 cl OF

Ø M = 93 mm  
H = 87 mm  
W = 376 g

**L2370**  
F6/B4=24



31 cl OF

Ø M = 84 mm  
H = 83 mm  
W = 253 g

**G3666**  
F6/B4=24



20 cl OF

Ø M = 75 mm  
H = 74 mm  
W = 212 g

**G3659**  
F6/B4=24



## Amélia

ARCOROC Tempered **GLASS**

PERFECTLY STACKABLE



25 cl  
Ø M = 79 mm  
H = 117 mm  
W = 162 g  
**E 3562**  
F12/B4=48



19 cl  
Ø M = 72 mm  
H = 107 mm  
W = 140 g  
**E 3559**  
F12/B4=48



16 cl  
Ø M = 68 mm  
H = 101 mm  
W = 130 g  
**75187**  
F12/B4=48

## Brio

ARCOROC Annealed **GLASS**

SHEER RIM / EFFERVESCENCE PLUS



21 cl  
Ø M = 83 mm  
H = 192 mm  
W = 137 g  
**L 8941**  
F6/B4=24



16 cl  
Ø M = 65 mm  
H = 198 mm  
W = 127 g  
**J 1478**  
F6/B4=24



9,5 cl  
Ø M = 56 mm  
H = 171 mm  
W = 94 g  
**H 8466**  
F6/B4=24

## Broadway

ARCOROC Annealed **GLASS**



21 cl  
Ø M = 118 mm  
H = 155 mm  
W = 265 g  
**P 8795**  
F6/B2=12



25 cl  
Ø M = 89 mm  
H = 188 mm  
W = 290 g  
**Q 7932**  
F6/B4=24



25 cl  
Ø M = 115 mm  
H = 138 mm  
W = 270 g  
**P 8796**  
F6/B2=12



58 cl  
Ø M = 107 mm  
H = 195 mm  
W = 460 g  
**P 8821**  
F6/B2=12



38 cl HB  
Ø M = 75 mm  
H = 145 mm  
W = 430 g  
**L 7255**  
F6/B4=24



28 cl HB  
Ø M = 67,5 mm  
H = 134 mm  
W = 275 g  
**L 7256**  
F6/B4=24



30 cl OF  
Ø M = 85 mm  
H = 91 mm  
W = 280 g  
**L 7254**  
F6/B4=24



5 cl OF  
Ø M = 49 mm  
H = 60 mm  
W = 62 g  
**V 2910**  
F6/B4=24



NEW

## Broadway Color

ARCOROC **SOLID COLOR**

PROFESSIONAL 2000 CYCLES



30 cl OF  
MAUVE  
Ø M = 85 mm  
H = 91 mm  
W = 280 g  
**V 5996**  
F6/B4=24



30 cl OF  
MAZZARINE  
Ø M = 85 mm  
H = 91 mm  
W = 280 g  
**V 5998**  
F6/B4=24

## Cerveise

ARCOROC Annealed **GLASS**



50 cl  
Ø M = 83 mm  
H = 192 mm  
W = 239 g  
**07131**  
F6/B4=24



38 cl  
Ø M = 77 mm  
H = 179 mm  
W = 223 g  
**07132**  
F6/B4=24



32 cl  
Ø M = 72 mm  
H = 166 mm  
W = 202 g  
**07134**  
F6/B4=24

## Dégustation

ARCOROC Annealed **GLASS**



41 cl  
Ø M = 95 mm  
H = 129 mm  
W = 182 g  
**62664**  
F6/B4=24



25 cl  
Ø M = 82 mm  
H = 112 mm  
W = 124 g  
**P 9691**  
F6=6  
**62661**  
F6/B4



15 cl  
Ø M = 67 mm  
H = 96 mm  
W = 89 g  
**01476**  
F12=12  
**01484**  
F12/B6=72

## Domaine

ARCOROC Tempered GLASS



47 cl  
Ø M = 91 mm  
H = 220 mm  
W = 199 g  
**L8904**  
F6/B2=12



37 cl  
Ø M = 83 mm  
H = 202 mm  
W = 170 g  
**L7426**  
F6/B4=24



27 cl  
Ø M = 76 mm  
H = 182 mm  
W = 147 g  
**L8535**  
F6/B4=24

## Élégance

ARCOROC Annealed GLASS



31 cl  
Ø M = 81 mm  
H = 180 mm  
W = 174 g  
**50143**  
F6/B6=36  
**N9323**  
A12=12



24,5 cl  
Ø M = 74 mm  
H = 165 mm  
W = 141 g  
**37405**  
F12/B4=48  
**N9330**  
A12=12



19 cl  
Ø M = 69 mm  
H = 153 mm  
W = 127 g  
**37413**  
F12/B4=48  
**N9322**  
A12=12



14,5 cl  
Ø M = 64 mm  
H = 142 mm  
W = 95 g  
**37249**  
F12/B4=48  
**N9324**  
A12=12



12 cl  
Ø M = 59 mm  
H = 134 mm  
W = 93 g  
**37439**  
F12/B4=48



6,5 cl  
Ø M = 48 mm  
H = 113 mm  
W = 70 g  
**37264**  
F12/B4=48



17 cl  
Ø M = 57 mm  
H = 179 mm  
W = 115 g  
**37298**  
F12/B4=48  
**N9328**  
A12=12



13 cl  
Ø M = 58 mm  
H = 179 mm  
W = 110 g  
**56416**  
F12/B4=484  
**N9327**  
A12=12



10 cl  
Ø M = 58 mm  
H = 159 mm  
W = 103 g  
**56626**  
F12/B4=48  
**N9326**  
A12=12



16 cl  
Ø M = 90 mm  
H = 122 mm  
W = 132 g  
**37652**  
F12/B4=48  
**N9329**  
A12=12



34 cl HB  
Ø M = 66 mm  
H = 147 mm  
W = 255 g  
**76399**  
A48=48



28 cl HB  
Ø M = 65 mm  
H = 128 mm  
W = 245 g  
**49352**  
A48=48



23 cl HB  
Ø M = 65 mm  
H = 110 mm  
W = 220 g  
**76397**  
A48=48



17 cl HB  
Ø M = 64 mm  
H = 85 mm  
W = 190 g  
**77873**  
A48=48

## Élisa

ARCOROC Tempered GLASS



42 cl  
Ø M = 85 mm  
H = 212 mm  
W = 235 g  
**J4726**  
F6/B8=48



30 cl  
Ø M = 76 mm  
H = 194 mm  
W = 190 g  
**J4727**  
F6=6  
**J4728**  
F6/B4=24



23 cl  
Ø M = 70 mm  
H = 176 mm  
W = 170 g  
**J4729**  
F6=6  
**J4730**  
F6/B8=48



17 cl  
Ø M = 61 mm  
H = 192 mm  
W = 130 g  
**J4734**  
F6=6  
**J4746**  
F6/B4=24



23 cl OF  
Ø M = 73 mm  
H = 82 mm  
W = 185 g  
**J4591**  
F6/B4=24



Fine Champagne **ARCOROC** Annealed  
GLASS



1,5 cl HB  
Ø M = 38 mm  
H = 62 mm  
W = 38 g  
**0105**  
F10/B30=300

Hurricane **ARCOROC** Annealed  
GLASS



44 cl  
Ø M = 79 mm  
H = 208 mm  
W = 305 g  
**54584**  
F6/B4=24



Linéal **ARCOROC** Tempered GLASS



31 cl  
Ø M = 82 mm  
H = 197 mm  
W = 151 g  
**C3570**  
F6/B4=24



25 cl  
Ø M = 77 mm  
H = 174 mm  
W = 145 g  
**C3572**  
F6/B4=24



19 cl  
Ø M = 70 mm  
H = 165 mm  
W = 128 g  
**C3571**  
F6/B4=24

Magnifique **ARCOROC** Annealed GLASS  
SHEER RIM



47 cl  
Ø M = 97 mm  
H = 227 mm  
W = 179 g  
**L9398**  
F6/B2=12



35 cl  
Ø M = 90 mm  
H = 210 mm  
W = 158 g  
**L9396**  
F6/B4=24

Margarita **ARCOROC** Annealed GLASS



27 cl  
Ø M = 109 mm  
H = 160 mm  
W = 208 g  
**79923**  
F6/B4=24

Minéral **ARCOROC** Annealed GLASS  
SHEER RIM / \* EFFERVESCENCE PLUS



45 cl  
Ø M = 84 mm  
H = 234 mm  
W = 185 g  
**H2006**  
F6/B4=24



35 cl  
Ø M = 79 mm  
H = 219 mm  
W = 195 g  
**H2007**  
F6/B4=24



27 cl  
Ø M = 73 mm  
H = 202 mm  
W = 155 g  
**H2010**  
F6/B4=24



16 cl  
Ø M = 63 mm  
H = 224 mm  
W = 128 g  
**H2090**  
F6/B4=24



## Monti

ARCOROC Annealed GLASS



58 cl GIN Ø M = 106 mm H = 187 mm W = 241 g <b>Q1257</b> F6/B2=12	27 cl COUPE Ø M = 90 mm H = 154 mm W = 215 g <b>Q8201</b> F6/B2=12	27 cl Ø M = 79 mm H = 172 mm W = 178 g <b>Q8701</b> F6/B2=12	21 cl COCKTAIL Ø M = 116 mm H = 156 mm W = 209 g <b>Q1325</b> F6/B2=12
--	---	---	---

## Normandie

ARCOROC Tempered GLASS



24 cl Ø M = 74 mm H = 162 mm W = 225 g <b>07810</b> F12/B4=48	16 cl Ø M = 67 mm H = 145 mm W = 178 g <b>11392</b> F12/B4=48	14 cl Ø M = 57 mm H = 173 mm W = 182 g <b>13515</b> F12/B4=48
--	--	--

## Princesa

ARCOROC Tempered GLASS



42 cl Ø M = 89 mm H = 212 mm W = 220 g <b>P4000</b> F6/B4=24	31 cl Ø M = 81 mm H = 197 mm W = 182 g <b>J4158</b> F6=6 <b>P3263</b> F6/B4=24	23 cl Ø M = 75 mm H = 174 mm W = 145 g <b>J4160</b> F6=6 <b>J4159</b> F6/B4=24	19 cl Ø M = 69 mm H = 165 mm W = 120 g <b>J4162</b> F6=6 <b>J4161</b> F6/B4=24	15 cl Ø M = 61 mm H = 196 mm W = 141 g <b>J4167</b> F6=6 <b>P3999</b> F6/B4=24
---	---	---	---	---



15 oz. HB 47 cl  
Ø M = 72 mm  
H = 163 mm  
W = 293 g  
**16148**  
A24=24  
**55355**  
A48=48



12 oz. HB 34 cl  
Ø M = 66 mm  
H = 148 mm  
W = 255 g  
**J4079**  
F6/B8=48  
**42441**  
A48=48



10 oz. HB 28 cl  
Ø M = 66 mm  
H = 127 mm  
W = 242 g  
**42440**  
A48=48



8 oz. HB 23 cl  
Ø M = 65 mm  
H = 110 mm  
W = 210 g  
**J4170**  
F6/B8=48  
**42439**  
A48=48



6 oz. HB 17 cl  
Ø M = 64 mm  
H = 85 mm  
W = 178 g  
**J4171**  
F6/B8=48  
**42438**  
A48=48



11 oz. OF 31 cl  
Ø M = 79 mm  
H = 94 mm  
W = 275 g  
**J4168**  
F6/B6=36  
**43826**  
A48=48



8 oz. OF 23 cl  
Ø M = 70 mm  
H = 85 mm  
W = 212 g  
**J4169**  
F6/B4=24





14,5 cl  
Ø M = 55 mm  
H = 157 mm  
W = 115 g  
**39082**  
F12=12



35 cl  
Ø M = 84 mm  
H = 183 mm  
W = 182 g  
**50463**  
F6/B8=48



24 cl  
Ø M = 74 mm  
H = 152 mm  
W = 124 g  
**27778**  
F12/B4=48



19 cl  
Ø M = 69 mm  
H = 140 mm  
W = 112 g  
**27786**  
F12/B4=48



15 cl  
Ø M = 64 mm  
H = 134 mm  
W = 100 g  
**27794**  
F12/B4=48



17 cl  
Ø M = 61 mm  
H = 170 mm  
W = 117 g  
**27810**  
F12/B4=48



Silhouette



47 cl  
Ø M = 92 mm  
H = 194 mm  
W = 182 g  
**V3228**  
F6/B4=24



31 cl  
Ø M = 82 mm  
H = 179 mm  
W = 163 g  
**V3217**  
F6/B4=24



25 cl  
Ø M = 77 mm  
H = 165 mm  
W = 145 g  
**V3216**  
F6/B4=24



19 cl  
Ø M = 70 mm  
H = 153 mm  
W = 122 g  
**V3215**  
F6/B4=24



18 cl  
Ø M = 64 mm  
H = 180 mm  
W = 120 g  
**V3226**  
F6/B4=24



# V. Juliette

ARCOROC Annealed GLASS

SHEER RIM / \* EFFERVESCENCE PLUS

					
50 cl Ø M = 92 mm H = 217 mm W = 232 g <b>N5993</b> F6/B4=24	40 cl Ø M = 86 mm H = 206 mm W = 190 g <b>N4907</b> F6/B4=24	30 cl Ø M = 79 mm H = 188 mm W = 150 g <b>N5163</b> F6/B4=24	23 cl Ø M = 69 mm H = 218 mm W = 142 g <b>N5082</b> F6/B4=24	40 cl HB Ø M = 88 mm H = 110 mm W = 165 g <b>N5994</b> F6/B4=24	35 cl OF Ø M = 94 mm H = 83 mm W = 150 g <b>N5995</b> F6/B4=24




# Vin au verre

ARCOROC Annealed GLASS

\* SHEER RIM



30 cl V. JULIETTE  
GRAPPE  
Ø M = 79 mm  
H = 188 mm  
W = 150 g  
**P8575**  
F6/B4=24



21,5 cl VITICOLE  
ELLIPSE  
Ø M = 65 mm  
H = 155 mm  
W = 125 g  
**C6308**  
F12/B4=48





Collection that has also a DECANTER, (P.26).



58 cl  
 Ø M = 94 mm  
 H = 230 mm  
 W = 233 g  
**L3605**  
 F6/B4=24



48 cl  
 Ø M = 88 mm  
 H = 219 mm  
 W = 199 g  
**L1348**  
 F6/B4=24



36 cl  
 Ø M = 81 mm  
 H = 202 mm  
 W = 178 g  
**L1349**  
 F6/B4=24



26 cl  
 Ø M = 72 mm  
 H = 180 mm  
 W = 150 g  
**L1967**  
 F6/B4=24



19 cl  
 Ø M = 70 mm  
 H = 225 mm  
 W = 140 g  
**L1351**  
 F6/B4=24



70 cl  
 Ø M = 113 mm  
 H = 195 mm  
 W = 245 g  
**N2760**  
 F6/B2=12



58 cl **SPLENDID**  
 Ø M = 106 mm  
 H = 209 mm  
 W = 212 g  
**P7908**  
 F6/B4=24



36 cl **HB**  
 Ø M = 76 mm  
 H = 121 mm  
 W = 220 g  
**L1346**  
 F6/B4=24



34 cl **OF**  
 Ø M = 90 mm  
 H = 84 mm  
 W = 185 g  
**L1347**  
 F6/B4=24





# Viticole

ARCOROC Annealed GLASS



31 cl  
 Ø M = 72 mm  
 H = 175 mm  
 W = 155 g  
**42257**  
 F6=6  
**42250**  
 F6/B4=24



21,5 cl  
 Ø M = 65 mm  
 H = 155 mm  
 W = 125 g  
**37266**  
 F6=6  
**37260**  
 F6/B4=24



12 cl  
 Ø M = 54 mm  
 H = 131 mm  
 W = 90 g  
**42260**  
 F6=6  
**42258**  
 F6/B4=24



# West Loop

ARCOROC Annealed GLASS



24 cl  
 Ø M = 74 mm  
 H = 182 mm  
 W = 283 g  
**P9912**  
 F6/B2=12



14 cl  
 Ø M = 53 mm  
 H = 205 mm  
 W = 255 g  
**P9913**  
 F6/B2=12



27 cl  
 Ø M = 113 mm  
 H = 168 mm  
 W = 230 g  
**Q4027**  
 F6/B2=12



32 cl COGNAC  
 Ø M = 88 mm  
 H = 129 mm  
 W = 212 g  
**P9951**  
 F6/B2=12



40 cl HB  
 Ø M = 81 mm  
 H = 130 mm  
 W = 230 g  
**Q3619**  
 F6/B4=24



36 cl HB  
 Ø M = 75 mm  
 H = 135 mm  
 W = 340 g  
**P9950**  
 F6/B2=12



32 cl OF  
 Ø M = 84 mm  
 H = 95 mm  
 W = 287 g  
**P9958**  
 F6/B2=12





## Alameda ARCOROC Tempered

GLASS



62 cl HB  
 Ø M = 82 mm  
 H = 145 mm  
 W = 305 g  
**Q 6480**  
 F6/B2=12

## Amsterdam ARCOROC Annealed

GLASS



27 cl HB  
 Ø M = 62 mm  
 H = 135 mm  
 W = 210 g  
**N8857**  
 F6/B8=48  
**O5985**  
 F6=6



## Arcadie

ARCOROC Tempered **GLASS**



40 cl HB  
 Ø M = 93 mm  
 H = 126 mm  
 P = 350 g  
**Q2751**  
 F6/B4=24



35 cl OF  
 Ø M = 96 mm  
 H = 98 mm  
 P = 280 g  
**Q2750**  
 F6/B4=24



24 cl OF  
 Ø M = 84 mm  
 H = 86 mm  
 P = 175 g  
**Q2967**  
 F6/B4=24



16 cl OF  
 Ø M = 73 mm  
 H = 73 mm  
 P = 135 g  
**Q2234**  
 F6/B4=24



9 cl OF  
 Ø M = 62 mm  
 H = 63 mm  
 P = 85 g  
**Q2233**  
 F6/B4=24

Existing SAUCERS for a qualitative hot drinks service, (P.70).

## Baril ARCOROC Annealed

GLASS



16 cl HB  
 Ø M = 58 mm  
 H = 80 mm  
 W = 92 g  
**61633**  
 F6/B8=48

## Bourbon Street ARCOROC Annealed

GLASS



36 cl HB  
 Ø M = 85 mm  
 H = 130 mm  
 W = 420 g  
**Q3660**  
 F6/B2=12



32 cl OF  
 Ø M = 94 mm  
 H = 99 mm  
 W = 415 g  
**Q3659**  
 F6/B2=12



# Britannia

ARCOROC Annealed

GLASS



20 oz. 57 cl  
 Ø M = 135 mm  
 H = 125 mm  
 W = 520 g  
**00989**  
 A24=24



10 oz. 28 cl  
 Ø M = 117 mm  
 H = 96 mm  
 W = 340 g  
**02936**  
 A36=36

# Brixton

ARCOROC Annealed

GLASS



31 cl HB TUBO  
 Ø M = 68 mm  
 H = 156 mm  
 W = 310 g  
**Q8947**  
 F6/B2=12



35 cl HB  
 Ø M = 87 mm  
 H = 112 mm  
 W = 395 g  
**P9067**  
 F6/B4=24



30 cl OF  
 Ø M = 86 mm  
 H = 96 mm  
 W = 410 g  
**P4188**  
 F6/B2=12



# Campus

ARCOROC Tempered GLASS

PERFECTLY STACKABLE / GLASS SAFETY



29 cl HB  
 Ø M = 65 mm  
 H = 126 mm  
 W = 185 g  
**V6501**  
 A12=12



22 cl HB  
 Ø M = 65 mm  
 H = 97 mm  
 W = 160 g  
**V6500**  
 A12=12



18 cl OF  
 Ø M = 65 mm  
 H = 88 mm  
 W = 145 g  
**V6499**  
 A12=12



47,5 cl HB  
 Ø M = 76 mm  
 H = 134 mm  
 W = 240 g  
**N6545**  
 F6/B4=24





23 cl OF  
Ø M = 82 mm  
H = 59 mm  
W = 145 g  
**J4764**  
F6=6



35 cl HB GREY  
Ø M = 76 mm  
H = 121 mm  
W = 220 g  
**J8491**  
F6/B4=24



35 cl HB RED  
Ø M = 76 mm  
H = 121 mm  
W = 220 g  
**J8493**  
F6/B4=24



32 cl OF GREY  
Ø M = 90 mm  
H = 84 mm  
W = 260 g  
**J8484**  
F6/B4=24



32 cl OF RED  
Ø M = 90 mm  
H = 84 mm  
W = 260 g  
**J8486**  
F6/B4=24

Conique

\* NOT TEMPERED



20 oz. HB 57 cl  
Ø M = 90 mm  
H = 150 mm  
W = 305 g  
**34002**  
FA6/B8=48



28 cl HB  
Ø M = 70 mm  
H = 116 mm  
W = 173 g  
**P2131** Blown  
F6/B8=48



28 cl HB  
Ø M = 73 mm  
H = 118 mm  
W = 205 g  
**P2134** Pressed  
R6/B8=48



25 cl HB  
Ø M = 68 mm  
H = 107 mm  
W = 130 g  
**P2133** Blown  
F6/B8=48



25 cl HB  
Ø M = 70 mm  
H = 114 mm  
W = 195 g  
**P1986** Pressed  
R6/B8=48



20 cl HB  
Ø M = 66 mm  
H = 105 mm  
W = 164 g  
**P1985** Pressed  
R6/B8=48



8 cl HB  
Ø M = 49 mm  
H = 78 mm  
W = 80 g  
**P2126** Pressed  
F6/B8=48

Forum



26,5 cl HB  
Ø M = 75 mm  
H = 103 mm  
W = 200 g  
**50830**  
R6/B12=72



23 cl OF  
Ø M = 81 mm  
H = 77 mm  
W = 160 g  
**50829**  
R6/B12=72



16 cl OF  
Ø M = 72 mm  
H = 70 mm  
W = 116 g  
**50828**  
R6/B12=72



5 cl HB  
Ø M = 48 mm  
H = 57 mm  
W = 60 g  
**00065**  
F24/B12=288



3 cl OF  
Ø M = 42 mm  
H = 52 mm  
W = 48 g  
**00016**  
F24=24  
**00024**  
F24/B12=288



3 cl OF JAUGÉ  
Ø M = 42 mm  
H = 52 mm  
W = 48 g  
**Q9972**  
F24/B12=288

← ≈ 2 cl

Gin

# Granity

ARCOROC Tempered **GLASS**

PERFECTLY STACKABLE / GLASS SAFETY



65 cl HB  
 Ø M = 96 mm  
 H = 178 mm  
 W = 660 g  
**J2598**  
 F6/B2=12  
**L9829**  
 A12=12



46 cl HB  
 Ø M = 87 mm  
 H = 160 mm  
 W = 505 g  
**J2599**  
 F6=6  
**J2601**  
 F6/B4=24  
**L9828**  
 A12=12



42 cl HB  
 Ø M = 89 mm  
 H = 130 mm  
 W = 400 g  
**J2602**  
 F6=6  
**J2603**  
 F6/B4=24  
**L9827**  
 A12=12



35 cl HB  
 Ø M = 85 mm  
 H = 122 mm  
 W = 365 g  
**J2606**  
 F6=6  
**J2607**  
 F6/B8=48  
**L9826**  
 A12=12



31 cl HB  
 Ø M = 75 mm  
 H = 140 mm  
 W = 330 g  
**J2604**  
 F6=6  
**J2605**  
 F6/B4=24  
**L9825**  
 A12=12



20 cl HB  
 Ø M = 64 mm  
 H = 127 mm  
 W = 235 g  
**J2608**  
 F6/B4=24  
**L9824**  
 A12=12



35 cl OF  
 Ø M = 93 mm  
 H = 107 mm  
 W = 350 g  
**L7844**  
 F6/B4=24  
**L9823**  
 A12=12



27 cl OF  
 Ø M = 85 mm  
 H = 98 mm  
 W = 300 g  
**J2612**  
 F6=6  
**J2614**  
 F6/B8=48  
**L9822**  
 A12=12



20 cl OF  
 Ø M = 80 mm  
 H = 81 mm  
 W = 215 g  
**J2611**  
 F6/B4=24  
**L9821**  
 A12=12



16 cl OF  
 Ø M = 73 mm  
 H = 73 mm  
 W = 165 g  
**J2609**  
 F6=6  
**J2610**  
 F6/B8=48  
**L9820**  
 A12=12



4,5 cl OF  
 Ø M = 50 mm  
 H = 57 mm  
 W = 65 g  
**O4755**  
 F12/B4=48  
**L9819**  
 A12=12

# Haworth

ARCOROC Annealed

**GLASS**



20 oz. 57 cl  
 Ø M = 135 mm  
 H = 131 mm  
 W = 585 g  
**13192**  
 A24=24



10 oz. 28 cl  
 Ø M = 112 mm  
 H = 103 mm  
 W = 335 g  
**O4361**  
 A36=36



7 cl HB  
 Ø M = 55 mm  
 H = 85 mm  
 W = 96 g  
**G2639**  
 F12/B4=48




3,4 cl HB  
 Ø M = 45 mm  
 H = 70 mm  
 W = 105 g  
**21554**  
 F12/B4=48

# Hot Shot

ARCOROC Annealed

**GLASS**







46 cl HB  
 Ø M = 74 mm  
 H = 158 mm  
 W = 300 g  
**Q7781**  
 F6/B4=24



36 cl HB  
 Ø M = 64 mm  
 H = 170 mm  
 W = 287 g  
**J4226**  
 F6/B4=24  
**N7677**  
 A12=12



33 cl HB  
 Ø M = 63 mm  
 H = 157 mm  
 W = 282 g  
**J3310**  
 F6=6  
**N6639**  
 F6/B4=24  
**N7676**  
 A12=12



31 cl HB  
 Ø M = 60 mm  
 H = 166 mm  
 W = 275 g  
**J3309**  
 F6=6  
**J4227**  
 F6/B4=24  
**N7541**  
 A12=12



29 cl HB  
 Ø M = 63 mm  
 H = 145 mm  
 W = 270 g  
**J3308**  
 F6=6  
**N6640**  
 F6/B4=24  
**N7540**  
 A12=12



22 cl HB  
 Ø M = 58 mm  
 H = 131 mm  
 W = 225 g  
**J3307**  
 F6=6  
**N6641**  
 F6/B4=24  
**N7675**  
 A12=12



16 cl HB  
 Ø M = 55 mm  
 H = 100 mm  
 W = 175 g  
**N6643**  
 F6/B4=24  
**N7537**  
 A12=12



22 cl HB TUBO  
 Ø M = 53 mm  
 H = 152 mm  
 W = 220 g  
**J3315**  
 F6=6  
**N6642**  
 F6/B4=24  
**N7681**  
 A12=12



17 cl HB TUBO  
 Ø M = 52 mm  
 H = 125 mm  
 W = 200 g  
**J3314**  
 F6/B4=24  
**N7679**  
 A12=12



10 cl HB TUBO  
 Ø M = 51 mm  
 H = 87 mm  
 W = 170 g  
**J4238**  
 F6/B4=24  
**N7678**  
 A12=12



38 cl OF  
 Ø M = 89 mm  
 H = 96 mm  
 W = 420 g  
**N6377**  
 F6/B4=24  
**N7544**  
 A12=12



30 cl OF  
 Ø M = 79 mm  
 H = 93 mm  
 W = 333 g  
**J3313**  
 F6=6  
**J4239**  
 F6/B4=24  
**N7543**  
 A12=12



20 cl OF  
 Ø M = 70 mm  
 H = 84 mm  
 W = 245 g  
**J3312**  
 F6=6  
**J4241**  
 F6/B4=24  
**N7542**  
 A12=12



6 cl HB  
 Ø M = 38 mm  
 H = 105 mm  
 W = 109 g  
**12365**  
 F12=12  
**40375**  
 F12/B6=72  
**N7536**  
 A12=12



6 cl HB FROSTED  
 Ø M = 38 mm  
 H = 105 mm  
 W = 109 g  
**75228**  
 F12/B6=72



5,5 cl HB A ANSE  
 Ø M = 45 mm  
 H = 101 mm  
 W = 115 g  
**72388**  
 F12/B6=72  
**N7546**  
 A12=12



Linz ARCOROC Annealed GLASS



39 cl HB  
 Ø M = 69 mm  
 H = 206 mm  
 W = 288 g  
**25263**  
 F6/B4=24

## Log

ARCOROC Tempered **GLASS**

PERFECTLY STACKABLE / GLASS SAFETY



32 cl HB  
Ø M = 70 mm  
H = 120 mm  
W = 210 g  
**L 9946**  
R6/B8=48



16 cl HB  
Ø M = 63 mm  
H = 80 mm  
W = 125 g  
**L 7427**  
R6/B12=72



27 cl OF  
Ø M = 77 mm  
H = 93 mm  
W = 180 g  
**L 9945**  
R6/B8=48



22 cl OF  
Ø M = 73 mm  
H = 79 mm  
W = 150 g  
**L 8690**  
R6/B12=72

## Log Brush

ARCOROC **SPRAY COLOR**

← Tempered **GLASS** →

ARCOROC \***SOLID COLOR**

PERFECTLY STACKABLE / PROFESSIONAL 2000 CYCLES



16 cl HB **BLUE**  
Ø M = 63 mm  
H = 80 mm  
W = 125 g  
**Q 8219**  
R6/B8=48



16 cl HB **GREEN**  
Ø M = 63 mm  
H = 80 mm  
W = 125 g  
**Q 8218**  
R6/B8=48



16 cl HB **ORANGE**  
Ø M = 63 mm  
H = 80 mm  
W = 125 g  
**Q 8220**  
R6/B8=48

**NEW**



22 cl OF **GREY**  
Ø M = 73 mm  
H = 79 mm  
W = 150 g  
**V 4295**  
F6/B4=24

**NEW**



22 cl OF **ICE BLUE**  
Ø M = 73 mm  
H = 79 mm  
W = 150 g  
**V 4294**  
F6/B4=24



22 cl OF **CHERRY**  
Ø M = 73 mm  
H = 79 mm  
W = 150 g  
**Q 8217**  
R6/B8=48



22 cl OF **DARK GREEN**  
Ø M = 73 mm  
H = 79 mm  
W = 150 g  
**Q 8216**  
R6/B8=48



22 cl OF **BLUE JEAN**  
Ø M = 73 mm  
H = 79 mm  
W = 150 g  
**Q 8221**  
R6/B8=48

## Louisiane

ARCOROC **Annealed**

**GLASS**



36 cl HB  
Ø M = 85 mm  
H = 130 mm  
W = 370 g  
**Q 3656**  
F6/B2=12



32 cl OF  
Ø M = 94 mm  
H = 99 mm  
W = 410 g  
**Q 3655**  
F6/B2=12

# Maléa

ARCOROC Annealed **GLASS**

SHEER RIM



35 cl HB  
 Ø M = 76 mm  
 H = 126 mm  
 W = 232 g  
**H4531**  
 F6/B4=24



30 cl OF  
 Ø M = 77 mm  
 H = 105 mm  
 W = 242 g  
**H4623**  
 F6/B4=24

# Martigues

ARCOROC Annealed **GLASS**



33 cl HB  
 Ø M = 79 mm  
 H = 180 mm  
 W = 271 g  
**26002**  
 F6=6



16 cl HB JAUGE  
 Ø M = 69 mm  
 H = 151 mm  
 W = 240 g  
**18603**  
 F12=12



36 cl HB  
 Ø M = 81 mm  
 H = 101 mm  
 W = 153 g  
**V6243**  
 F6/B4=24

**NEW**

# Myriad

ARCOROC Annealed **GLASS**



# New York

ARCOROC

\* PERFECTLY STACKABLE, TEMPERED GLASS, GLASS SAFETY



47 cl HB  
 Ø M = 87 mm  
 H = 144 mm  
 W = 440 g  
**L7340**  
 F6/B4=24



40 cl HB  
 Ø M = 78 mm  
 H = 156 mm  
 W = 390 g  
**N4136**  
 F6/B4=24



35 cl HB  
 Ø M = 74 mm  
 H = 144 mm  
 W = 335 g  
**L7335**  
 F6/B4=24



38 cl OF  
 Ø M = 89 mm  
 H = 100 mm  
 W = 315 g  
**L7334**  
 F6/B4=24



25 cl OF  
 Ø M = 81 mm  
 H = 84 mm  
 W = 220 g  
**L7339**  
 F6/B4=24



3,4 cl HB  
 Ø M = 44 mm  
 H = 55 mm  
 W = 60 g  
**P2650**  
 F6/B4=24



55 cl  
 Ø M = 92 mm  
 H = 140 mm  
 W = 510 g  
**N6666**  
 TA6=6

ARCOROC Annealed **GLASS**

# Nonic

ARCOROC Tempered GLASS  
PERFECTLY STACKABLE / GLASS SAFETY



23 oz. HB 66 cl  
Ø M = 90 mm  
H = 159 mm  
W = 315 g  
**P4016**  
A48=48



20 oz. HB 57 cl  
Ø M = 87 mm  
H = 152 mm  
W = 305 g  
**49357**  
A48=48



12 oz. HB 34 cl  
Ø M = 77 mm  
H = 127 mm  
W = 205 g  
**43740**  
A48=48



10 oz. HB 28 cl  
Ø M = 73 mm  
H = 115 mm  
W = 178 g  
**43716**  
A48=48



# Norvège

ARCOROC Tempered GLASS  
PERFECTLY STACKABLE / GLASS SAFETY



32 cl HB  
Ø M = 74 mm  
H = 125 mm  
W = 245 g  
**61698**  
R6/B12=72



27 cl HB  
Ø M = 72 mm  
H = 114 mm  
W = 230 g  
**60440**  
R6/B12=72



25 cl OF  
Ø M = 75 mm  
H = 94 mm  
W = 195 g  
**61697**  
R6/B12=7216



20 cl OF  
Ø M = 72 mm  
H = 88 mm  
W = 175 g  
**60024**  
R6/B12=72



16 cl OF  
Ø M = 65 mm  
H = 82 mm  
W = 135 g  
**60026**  
R6/B12=72



# Old Square

ARCOROC Annealed  
GLASS



36 cl HB  
Ø M = 84 mm  
H = 130 mm  
W = 422 g  
**Q3658**  
F6/B2=12



32 cl OF  
Ø M = 89 mm  
H = 96 mm  
W = 388 g  
**Q3657**  
F6/B2=12







**NEW**

## Pampille Color

ARCOROC **SOLID COLOR**

PROFESSIONAL 2000 CYCLES



31 cl HB  
**MAUVE**  
Ø M = 86 mm  
H = 98 mm  
W = 188 g  
**V5997**  
F6/B4=24



31 cl HB  
**MAZZARINE**  
Ø M = 86 mm  
H = 98 mm  
W = 188 g  
**V5999**  
F6/B4=24

## Pinta ARCOROC Tempered **GLASS**



36 cl OF  
Ø M = 85 mm  
H = 89 mm  
W = 180 g  
**J3510**  
F6=6



35 cl HB  
Ø M = 89 mm  
H = 125 mm  
W = 330 g  
**E1513**  
F12/B4=48



37 cl OF  
Ø M = 103 mm  
H = 96 mm  
W = 320 g  
**E1514**  
F12/B4=48



27 cl OF  
Ø M = 94 mm  
H = 88 mm  
W = 260 g  
**E1515**  
F12/B4=48



## Salto

ARCOROC **Annealed GLASS**



50 cl HB  
Ø M = 82 mm  
H = 146 mm  
W = 290 g  
**N5828**  
F6/B4=24



35 cl HB  
Ø M = 76 mm  
H = 121 mm  
W = 220 g  
**N5812**  
F6/B4=24



32 cl OF  
Ø M = 90 mm  
H = 84 mm  
W = 260 g  
**N5831**  
F6/B4=24



6 cl OF  
Ø M = 48 mm  
H = 66 mm  
W = 76 g  
**N5834**  
F12/B4=48

## Salto Ice Blue

ARCOROC SOLID COLOR

PROFESSIONAL 2000 CYCLES



35 cl HB  
 Ø M = 76 mm  
 H = 121 mm  
 W = 220 g  
**C9687**  
 F6/B4=24



32 cl OF  
 Ø M = 90 mm  
 H = 84 mm  
 W = 255 g  
**C9688**  
 F6/B4=24

## Shetland

ARCOROC Annealed GLASS



42 cl HB  
 Ø M = 89 mm  
 H = 146 mm  
 W = 310 g  
**79698**  
 F12/B4=48



35 cl HB  
 Ø M = 83 mm  
 H = 138 mm  
 W = 270 g  
**79728**  
 F12/B4=48



22 cl HB  
 Ø M = 73 mm  
 H = 123 mm  
 W = 208 g  
**79736**  
 F12/B4=48



15 cl HB  
 Ø M = 68 mm  
 H = 81 mm  
 W = 150 g  
**C8312**  
 F12/B4=48



9 cl HB  
 Ø M = 60 mm  
 H = 78 mm  
 W = 100 g  
**C8222**  
 F12/B4=48



32 cl OF  
 Ø M = 97 mm  
 H = 97 mm  
 W = 293 g  
**79741**  
 F12/B4=48



25 cl OF  
 Ø M = 90 mm  
 H = 88 mm  
 W = 250 g  
**79747**  
 F12/B4=48

## Sidra

ARCOROC Tempered GLASS

## Spirale

ARCOROC Tempered GLASS

PERFECTLY STACKABLE / GLASS SAFETY



50 cl HB  
 Ø M = 89 mm  
 H = 120 mm  
 W = 235 g  
**L6500**  
 F6/B4=24



25 cl OF  
 Ø M = 82 mm  
 H = 84 mm  
 W = 180 g  
**58057**  
 R6/B12=72

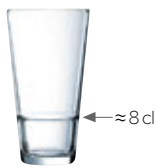


20 cl OF  
 Ø M = 77 mm  
 H = 77 mm  
 W = 165 g  
**58055**  
 R6/B12=72

# Stack'up

ARCOROC Tempered **GLASS**

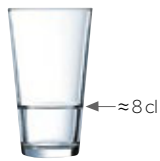
PERFECTLY STACKABLE



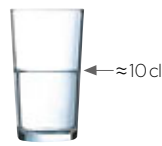
47 cl HB  
 Ø M = 87 mm  
 H = 147 mm  
 W = 370 g  
**H5641**  
 F6/B4=24




40 cl HB  
 Ø M = 83 mm  
 H = 144 mm  
 W = 350 g  
**H5642**  
 F6/B4=24



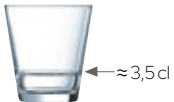
35 cl HB  
 Ø M = 78 mm  
 H = 140 mm  
 W = 315 g  
**H7763**  
 F6/B4=24



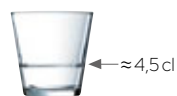
29 cl HB  
 Ø M = 76 mm  
 H = 119 mm  
 W = 300 g  
**H7764**  
 F6/B4=24



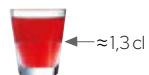
32 cl OF  
 Ø M = 92 mm  
 H = 92 mm  
 W = 267 g  
**H5646**  
 F6/B4=24



26 cl OF  
 Ø M = 85 mm  
 H = 92 mm  
 W = 238 g  
**J0317**  
 F6/B4=24



21 cl OF  
 Ø M = 83 mm  
 H = 80 mm  
 W = 238 g  
**H5647**  
 F6/B4=24



4.5 cl OF  
 Ø M = 50 mm  
 H = 60 mm  
 W = 85 g  
**J8039**  
 F12/B4=48




**NEW**

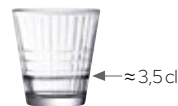
# Stack'up Cross

ARCOROC Tempered **GLASS**

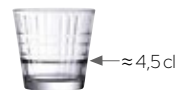
PERFECTLY STACKABLE



35 cl HB  
 Ø M = 78 mm  
 H = 140 mm  
 W = 315 g  
**V4138**  
 F6/B4=24



26 cl OF  
 Ø M = 85 mm  
 H = 92 mm  
 W = 238 g  
**V4139**  
 F6/B4=24



21 cl OF  
 Ø M = 83 mm  
 H = 80 mm  
 W = 238 g  
**V4140**  
 F6/B4=24

# Stockholm

ARCOROC Annealed **GLASS**



27 cl OF  
 Ø M = 76 mm  
 H = 92 mm  
 W = 265 g  
**00826**  
 F6=6



4 cl OF  
 Ø M = 44 mm  
 H = 53 mm  
 W = 60 g  
**G2645**  
 F12/B4=48

# Tube

ARCOROC Tempered **GLASS**

\* NOT TEMPERED



31 cl FH  
 Ø M = 60 mm  
 H = 164 mm  
 W = 220 g  
**15012**  
 A24=24  
**15013\***  
 A24=24

## Tulip

ARCOROC Tempered **GLASS**



58 cl HB  
 Ø M = 84 mm  
 H = 161 mm  
 W = 328 g  
**P3008**  
 A24=24

## Ultimate

ARCOROC Tempered **GLASS**

HIGH SHOCK RESISTANCE / GLASS SAFETY / THERMAL SHOCK RESISTANT



20 oz. HB 57 cl  
 Ø M = 90 mm  
 H = 160 mm  
 W = 425 g  
**G8563**  
 A24=24

## Vigne

ARCOROC Annealed **GLASS**



6 cl HB  
 Ø M = 42 mm  
 H = 90 mm  
 W = 96 g  
**47346**  
 F6/B8=48

## Willi becher

ARCOROC Annealed **GLASS**



40 cl  
 Ø M = 73 mm  
 H = 149 mm  
 W = 265 g  
**24668**  
 FA12=12



33 cl  
 Ø M = 67 mm  
 H = 143 mm  
 W = 200 g  
**24670**  
 FA12=12

## Shaker

Luminarc Tempered **GLASS**









58 cl  
 Ø M = 81 mm  
 H = 161 mm  
 W = 299 g  
**P0677**  
 A6=6





## Decanters for the sommeliers

Chef&Sommelier decanters are useful tools for sommeliers and waiters to magnify wines. Here is how to use them properly.

CARAFES	To decant	To oxygenate
Explore* C&S 	✓	
Macaron* C&S 		✓
Opening C&S 	✓	
Open'Up* C&S 		✓
Decanta ARCOROC 	✓	
Vina ARCOROC 	✓	



### To decant:

Effective to remove and retains the deposits, especially coming from the mature or bio wines.

### To oxygenate:

When vigorously shaken, the decanter thanks to the angular shape develops the aromas of young wine

## Explore

C&S KRYSTA

DROP CONTROL / MOUTH BLOWN



1,3 L  
 Ø M = 146 mm  
 H = 324 mm  
 W = 1010 g  
**V4667**  
 F1/B2=2

## Macaron

C&S KRYSTA

DROP CONTROL / MOUTH BLOWN



2 L  
 Ø M = 163 mm  
 H = 310 mm  
 W = 900 g  
**V6503**  
 F1/B2=2

Collection that has also  
 STEMGLASSES and  
 TUMBLER offers, (P.14).

## Opening

C&S KRYSTA

DROP CONTROL / MOUTH BLOWN



0,9 L  
 Ø M = 210 mm  
 H = 240 mm  
 W = 700 g  
**RO020**  
 F1/B2=2

## Open'Up

C&S KRYSTA

DROP CONTROL / MOUTH BLOWN



1,4 L  
 Ø M = 145 mm  
 H = 314 mm  
 W = 550 g  
**D6653**  
 F1/B2=2

Collection that has also  
 STEMGLASSES and  
 TUMBLERS offers, (P.14).

## Decanta

ARCOROC Annealed

GLASS




1,6 L  
 Ø M = 190 mm  
 H = 236 mm  
 W = 704 g  
**V0410**  
 F1/B2=2

## Vina

ARCOROC Annealed

GLASS



1,5 L  
 Ø M = 156 mm  
 H = 243 mm  
 W = 770 g  
**V1308**  
 F1/B2=2



Collection that has also  
 STEMGLASSES and  
 TUMBLERS offers, (P.26).

# À vin

ARCOROC Annealed GLASS

# Carré

ARCOROC Annealed GLASS

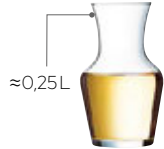
GAUGED ITEM



1L  
 Ø M = 119 mm  
 H = 203 mm  
 W = 425 g  
**C0199**  
 A6=6



0,5 L  
 Ø M = 96 mm  
 H = 164 mm  
 W = 280 g  
**V7128**  
 A12=12



0,25 L  
 Ø M = 78 mm  
 H = 132 mm  
 W = 158 g  
**C0198**  
 A12=12



1 L  
 Ø M = 120 mm  
 H = 255 mm  
 W = 750 g  
**53675**  
 A6=6



0,5 L  
 Ø M = 96 mm  
 H = 199 mm  
 W = 350 g  
**53673**  
 A12=12



0,25 L  
 Ø M = 62 mm  
 H = 162 mm  
 W = 205 g  
**53674**  
 A12=12

# Fluid

ARCOROC Annealed GLASS

\* 0% BPA



1 L  
 Ø M = 101 mm  
 H = 265 mm  
 W = 465 g  
**L3965**  
 A6=6



1 L + LID  
 Ø M = 101 mm  
 H = 265 mm  
 W = 479 g  
**L4193**  
 A6=6



0,75 L  
 Ø M = 96 mm  
 H = 210 mm  
 W = 435 g  
**L6247**  
 A6=6



0,75 L + LID  
 Ø M = 96 mm  
 H = 210 mm  
 W = 449 g  
**L8689**  
 A6=6



0,5 L  
 Ø M = 91 mm  
 H = 186 mm  
 W = 435 g  
**L3963**  
 A6=6



0,5 L + LID  
 Ø M = 91 mm  
 H = 186 mm  
 W = 449 g  
**L4194**  
 A6=6



0,25 L  
 Ø M = 71 mm  
 H = 136 mm  
 W = 210 g  
**L4212**  
 A12=12



LID  
 Ø M = 70 mm  
 H = 39 mm  
 W = 14 g  
**L4257**  
 F6/B4=24

## Fluid color

ARCOROC Annealed

PROFESSIONAL 2000 CYCLES

GLASS



≈0,75L

0,75 L BLUE

Ø M = 96 mm  
H = 210 mm  
W = 435 g

**Q 4033**  
A6=6



≈0,75L

0,75 L GREEN

Ø M = 96 mm  
H = 210 mm  
W = 435 g

**Q 4025**  
A6=6



≈0,75L

0,75 L WHITE

Ø M = 96 mm  
H = 210 mm  
W = 435 g

**Q 4026**  
A6=6



1L

Ø M = 88 mm  
H = 250 mm  
W = 514 g

**N 4080**  
A6=6

## Arc

ARCOROC Annealed GLASS

## Spring...

ARCOROC Annealed GLASS



1,3 L

Ø M = 163 mm  
Ø W/O handle=138 mm  
H = 217 mm  
W = 760 g

**E 7254**  
A6=6



1L

Ø M = 151 mm  
Ø W/O handle=126 mm  
H = 202 mm  
W = 660 g

**E 7255**  
A6=6



0,5 L

Ø M = 126 mm  
Ø W/O handle=100 mm  
H = 141 mm  
W = 320 g

**E 7258**  
A12=12



1L

Ø M = 134 mm  
Ø W/O handle=94 mm  
H = 218 mm  
W = 700 g

**Q 3907**  
A6=6



1L + LID

Ø M = 134 mm  
Ø W/O handle=94 mm  
H = 229 mm  
W = 820 g

**Q 4272**  
A6=6

## ...Spring

ARCOROC Annealed GLASS

\* 0% BPA



\* LID

Ø M = 82 mm  
H = 22 mm  
W = 120 g

**Q 8265**  
A12=12



0,75 L

Ø M = 134 mm  
Ø W/O handle=90 mm  
H = 186 mm  
W = 570 g

**Q 3606**  
A6=6



0,75 L + LID

Ø M = 134 mm  
Ø W/O handle=90 mm  
H = 197 mm  
W = 690 g

**Q 8264**  
A6=6



0,5 L

Ø M = 134 mm  
Ø W/O handle=90 mm  
H = 146 mm  
W = 450 g

**Q 3909**  
A12=12



0,5 L + LID

Ø M = 134 mm  
Ø W/O handle=90 mm  
H = 157 mm  
W = 570 g

**Q 8263**  
A12=12







1,6 L  
 Ø M = 165 mm  
 Ø W/O handle=142 mm  
 H = 242 mm  
 W = 920 g  
**53061**  
 A6=6



1,7 L + LID  
 Ø M = 163 mm  
 Ø W/O handle=124 mm  
 H = 256 mm  
 W = 845 g  
**30629**  
 A6=6



1,1 L + LID  
 Ø M = 125 mm  
 Ø W/O handle=99 mm  
 H = 242 mm  
 W = 800 g  
**70361**  
 A6=6



0,5 L + LID  
 Ø M = 125 mm  
 Ø W/O handle=99 mm  
 H = 157 mm  
 W = 490 g  
**75201**  
 A6=6



DECANTER,  
 CARAFE,  
 JUG



1,6 L  
 Ø M = 168 mm  
 Ø W/O handle=127 mm  
 H = 203 mm  
 W = 915 g  
**07058**  
 A6=6



## Our recommendation by segment

We have selected a range of products that are perfectly suited to the needs of Catering industry, whether in School canteens, Staff canteens or Healthcare establishments.

To find out more about the Arcoroc™ range, visit the website [arcoroc.com](http://arcoroc.com).

							
		EDUCATION Primaire	EDUCATION High School	EDUCATION University	B&I Staff canteen	HEALTHCARE Hospital	HEALTHCARE Retirement Home
<b>FUNCTIONALITIES</b>		Ergonomy Fun (table service)	Weight Adapted size to food portion (tray)	Aesthetic Adapted size to trays	Aesthetic Adapted size to trays	Heat Management Functional Diverses shapes	Colorful Ergonomy Heat Management
●	Autonomy					✓✓	✓✓✓
●	Brush	✓✓✓	✓✓				✓✓
○	Cottage			✓✓✓	✓✓✓		✓
○	Everyday	✓✓	✓		✓✓✓		✓✓
●	Evolutions Black			✓✓✓	✓✓✓		
●	Evolutions Granit			✓✓✓	✓✓✓		✓✓
●○	Evolutions White		✓✓	✓✓	✓✓✓		
●	Evolutions Solutions				✓✓		
●	Evolutions Black specialties				✓✓		
●	Filet Bordeaux/Delft					✓✓	✓✓✓
●	Heat System/Compartmenté					✓✓✓	✓✓
●	Hôtelière	✓✓	✓✓			✓✓✓	✓✓
●	Intensity White			✓✓	✓✓✓		✓✓✓
●	Nova Aquitania	✓✓	✓✓✓				✓✓
●	Nova Aquitania Light Turquoise	✓✓	✓✓✓				✓✓
●	Restaurant	✓	✓✓		✓✓	✓✓✓	
●○	Stairo	✓✓	✓✓✓		✓✓		
●○	Trianon		✓✓		✓✓		✓
○	Zélie Black			✓✓✓	✓✓✓		
○	Zélie White			✓✓✓	✓✓✓		

- ARCOROC
- Luminarc

NEW

Autonomy<sup>▲</sup>

ARCOROC OPAL

\* PROFESSIONAL 2000 CYCLES

NEW

Autonomy<sup>▲</sup>

ARCOROC Tempered GLASS

PERFECTLY STACKABLE



230 mm  
Ø M = 230 mm  
H = 27 mm  
W = 400 g  
**V3975**  
A12=12



190 mm  
Ø M = 190 mm  
H = 22 mm  
W = 265 g  
**V6478**  
A12=12



30 cl HB  
Ø M = 92 mm  
H = 115 mm  
W = 210 g  
**V4872**  
A12=12



230 mm  
Ø M = 230 mm  
H = 27 mm  
W = 400 g  
**V6481**  
A12=12



190 mm  
Ø M = 190 mm  
H = 22 mm  
W = 265 g  
**V6479**  
A12=12



230 mm  
Ø M = 230 mm  
H = 27 mm  
W = 400 g  
**V6482**  
A12=12



190 mm  
Ø M = 190 mm  
H = 22 mm  
W = 265 g  
**V6480**  
A12=12



▲ Available in June 2024.



AUTONOMY 230 mm  
Compatible with 240 Bulling lid





# Brush...

ARCOROC OPAL

PERFECTLY STACKABLE / PROFESSIONAL 2000 CYCLES



252 mm  
 Ø M = 252 mm  
 H = 25 mm  
 W = 640 g  
 R6/B2=12



235 mm  
 Ø M = 235 mm  
 H = 26 mm  
 W = 505 g  
 R6/B4=24

Brush	Blue		P 3945	48926
	Blue Jean		P 3946	H 3607
	Cherry		P 3947	H 2684
	Dark Green		Q 8107	Q 8108
	Green		P 3948	49041
	Orange		P 3949	49120
	Terracotta		Q 8135	Q 8145
	Yellow		P 3951	49117



195 mm  
 Ø M = 195 mm  
 H = 22 mm  
 W = 320 g  
 R6/B4=24



155 mm  
 Ø M = 155 mm  
 H = 18 mm  
 W = 215 g  
 R6/B4=24



DEEP 225 mm 69 cl  
 Ø M = 225 mm  
 H = 35 mm  
 W = 520 g  
 R6/B4=24

Brush	Blue		49150	48932	54759
	Blue Jean		H 3608	H 3609	H 3610
	Cherry		H 2685	H 2686	H 2687
	Dark Green		Q 8109	Q 8110	Q 8112
	Green		49142	49115	54754
	Orange		49138	49122	54753
	Terracotta		Q 8146	Q 8148	Q 8149
	Yellow		49139	49118	54757

DINNERWARE





170 mm 1,1L  
 Ø M = 170 mm  
 H = 78 mm  
 W = 480 g  
 R6/B6=36



120 mm 31,5 cl  
 Ø M = 120 mm  
 H = 47 mm  
 W = 200 g  
 R6/B6=36

Brush	Blue	
	Blue Jean	
	Cherry	
	Dark Green	
	Green	
	Orange	
	Terracotta	
	Yellow	

–
–
<b>Q8130</b>
–
<b>Q8121</b>
–
–
–



<b>C3777</b>
<b>H3615</b>
<b>H2779</b>
<b>Q8113</b>
<b>C3775</b>
<b>C3778</b>
<b>Q8150</b>
<b>C3776</b>



120 mm 11 cl  
 Ø M = 120 mm  
 H = 26 mm  
 W = 150 g  
 R6/B6=36



140 x 90 mm 28 cl  
 Ø M = 140 mm  
 H = 35 mm  
 W = 220 g  
 R6/B4=24



110 mm 22 cl  
 Ø M = 110 mm  
 H = 36 mm  
 W = 195 g  
 R6/B4=24

Brush	Blue	
	Blue Jean	
	Cherry	
	Dark Green	
	Green	
	Orange	
	Terracotta	
	Yellow	

<b>48979</b>
<b>H3611</b>
<b>H2691</b>
–
<b>49116</b>
–
–
–



–	<b>C0646</b>
–	<b>H3612</b>
<b>Q8129</b>	<b>H2778</b>
–	–
<b>Q8122</b>	–
–	–
–	–
–	–



DINNERWARE



19 cl  
 Ø M = 105 mm  
 Ø W/O handle = 78 mm  
 H = 64 mm  
 W = 190 g  
 R12/B4=48

140 mm  
 Ø M = 140 mm  
 H = 20 mm  
 W = 190 g  
 R6/B8=48

	<b>C3781</b>	<b>C3785</b>
	<b>H3620</b>	<b>H3621</b>
	<b>H2785</b>	<b>H2786</b>
	<b>Q8115</b>	<b>Q8117</b>
	<b>C3779</b>	<b>C3783</b>
	<b>C3782</b>	<b>C3787</b>
	<b>Q8152</b>	<b>Q8154</b>
	<b>C3780</b>	<b>C3784</b>



25 cl  
 Ø M = 100 mm  
 Ø W/O handle = 70 mm  
 H = 89 mm  
 W = 240 g  
 R6/B6=36



51 cl  
 Ø M = 132 mm  
 H = 74 mm  
 W = 265 g  
 R6/B6=36



	<b>54736</b>	<b>54699</b>
	<b>H3622</b>	<b>H3619</b>
	<b>H2787</b>	<b>H2781</b>
	—	—
	<b>54734</b>	<b>54700</b>
	<b>54719</b>	<b>54557</b>
	—	—
	<b>54735</b>	<b>54704</b>



## Cottage

Luminarc OPAL

PERFECTLY STACKABLE



250 mm  
 Ø M = 250 mm  
 H = 16 mm  
 W = 420 g  
**V2520**  
 R6/B4=24



190 mm  
 Ø M = 190 mm  
 H = 18 mm  
 W = 250 g  
**V2522**  
 R6/B4=24



DEEP 200 mm 78 cl  
 Ø M = 200 mm  
 H = 42 mm  
 W = 330 g  
**V2521**  
 R6/B4=24



250 mm  
 Ø M = 250 mm  
 H = 16 mm  
 W = 420 g  
**V2120**  
 R6/B4=24



190 mm  
 Ø M = 190 mm  
 H = 18 mm  
 W = 250 g  
**V2222**  
 R6/B4=24



DEEP 200 mm 78 cl  
 Ø M = 200 mm  
 H = 42 mm  
 W = 330 g  
**V2124**  
 R6/B4=24



## Everyday

Luminarc OPAL

PERFECTLY STACKABLE



265 mm  
 Ø M = 265 mm  
 H = 25 mm  
 W = 465 g  
**H9859**  
 R6/B4=24



240 mm  
 Ø M = 240 mm  
 H = 21 mm  
 W = 345 g  
**G0564**  
 R6/B4=24



190 mm  
 Ø M = 190 mm  
 H = 16 mm  
 W = 235 g  
**G0565**  
 R6/B4=24



DEEP 220 mm 65 cl  
 Ø M = 220 mm  
 H = 33 mm  
 W = 340 g  
**G0563**  
 R6/B4=24



240 mm 3,1L  
 Ø M = 240 mm  
 H = 98 mm  
 W = 640 g  
**G0570**  
 R6/B1=6



120 mm 33 cl  
 Ø M = 120 mm  
 H = 53 mm  
 W = 155 g  
**H4122**  
 R6/B4=24





○ Luminarc

PERFECTLY STACKABLE / \* PROFESSIONAL 2000 CYCLES



330 x 250 mm  
 Ø M = 330 mm  
 H = 31 mm  
 W = 760 g  
**N9364**  
 R6/B2=12



DINNERWARE

RIMLESS PLATE



270 mm  
 Ø M = 270 mm  
 H = 18 mm  
 W = 500 g  
**N 9360**  
 R6/B4=24



250 mm  
 Ø M = 250 mm  
 H = 17 mm  
 W = 420 g  
**N9361**  
 R6/B4=24



190 mm  
 Ø M = 190 mm  
 H = 18 mm  
 W = 250 g  
**N9362**  
 R6/B4=24



160 mm  
 Ø M = 160 mm  
 H = 14,5 mm  
 W = 190 g  
**V1798**  
 R6/B4=24



DEEP 200 mm 78 cl  
 Ø M = 200 mm  
 H = 42 mm  
 W = 330 g  
**N9411**  
 R6/B4=24



Black \*

Granit \*

<b>P1128</b> - 510 g	<b>P1129</b> - 430 g	<b>P1131</b> - 260 g	-	<b>P1130</b> - 315 g
<b>P1122</b> - 500 g	<b>P1123</b> - 420 g	<b>P1125</b> - 250 g	-	<b>P1124</b> - 330 g

DEEP MULTI PURPOSE PLATE



DIWALI  
 210 mm 2,1 L  
 Ø M = 210 mm  
 H = 93 mm  
 W = 610 g  
**D7410**  
 R6/B2=12



DEEP 250 mm 1,4 L  
 Ø M = 250 mm  
 H = 40 mm  
 W = 540 g  
**P9771**  
 R6/B2=12



DEEP 210 mm 95 cl  
 Ø M = 210 mm  
 H = 40 mm  
 W = 410 g  
**P9772**  
 R6/B2=12



DEEP 170 mm 60 cl  
 Ø M = 170 mm  
 H = 40 mm  
 W = 300 g  
**P9773**  
 R6/B2=12



180 mm 1 L  
 Ø M = 180 mm  
 H = 75 mm  
 W = 390 g  
**N9365**  
 R6/B2=12



145 mm 75 cl  
 Ø M = 145 mm  
 H = 79 mm  
 W = 340 g  
**N9395**  
 R4/B6=24



120 mm 40 cl  
 Ø M = 125 mm  
 H = 55 mm  
 W = 210 g  
**V2159**  
 R6/B6=36



90 mm 19 cl  
 Ø M = 95 mm  
 H = 46 mm  
 W = 100 g  
**N9397**  
 R6/B6=36



## Evolutions Solutions

ARCOROC OPAL

PERFECTLY STACKABLE



320 mm PIZZA

Ø M = 320 mm  
H = 24 mm  
W = 795 g

**L2810**  
R6/B2=12



320 mm PIZZA STRIES

Ø M = 320 mm  
H = 17 mm  
W = 830 g

**V1780**  
R6/B2=12



290 mm RISOTTO 45cl

Ø M = 290 mm  
H = 58 mm  
W = 810 g

**V1786**  
R6/B2=12



280 mm x 230 mm BURGER

Ø M = 280 mm  
H = 22 mm  
W = 560 g

**L2804**  
R6/B4=24



260 mm 1,2 L

Ø M = 260 mm  
H = 46 mm  
W = 415 g

**P0447**  
R6/B4=24



215 mm x 190 mm SNACK

Ø M = 215 mm  
H = 21 mm  
W = 350 g

**L2808**  
R6/B4=24



300 x 260 mm STEAK

Ø M = 300 mm  
H = 30 mm  
W = 800 g

**L2811**  
R6/B2=12



285 mm PASTA 1,15 L

Ø M = 285 mm  
H = 45 mm  
W = 620 g

**L2805**  
R6/B2=12

## Evolutions Black Specialties

ARCOROC Tempered GLASS

PERFECTLY STACKABLE / PROFESSIONAL 2000 CYCLES



320 mm PIZZA

Ø M = 320 mm  
H = 24 mm  
W = 815 g

**P1139**  
R6/B2=12



285 mm PASTA 1,15 L

Ø M = 285 mm  
H = 45 mm  
W = 640 g

**P1138**  
R6/B2=12



260 mm 1,2 L

Ø M = 260 mm  
H = 46 mm  
W = 435 g

**P1141**  
R6/B4=24



280 mm x 230 mm

Ø M = 280 mm  
H = 22 mm  
W = 580 g

**P1137**  
R6/B2=12



300 x 260 mm STEAK

Ø M = 300 mm  
H = 30 mm  
W = 830 g

**P1140**  
R6/B2=12



# Filet Bordeaux / Filet Delft

ARCOROC OPAL

PERFECTLY STACKABLE / \* CONTROLLED WEIGHT / ■ HEAT MANAGEMENT / PROFESSIONAL 2000 CYCLES



252 mm  
 Ø M = 252 mm  
 H = 25 mm  
 W = 640 g  
 R6/B2=12



235 mm  
 Ø M = 235 mm  
 H = 26 mm  
 W = 505 g  
 R6/B4=24

<i>Filet Bordeaux</i>	<b>P 3955</b>	<b>22589</b>
<i>Filet Delft</i>	<b>P 3956</b>	<b>22597</b>



195 mm  
 Ø M = 195 mm  
 H = 22 mm  
 W = 320 g  
 R6/B4=24



155 mm  
 Ø M = 155 mm  
 H = 18 mm  
 W = 215 g  
 R6/B4=24



DEEP 225 mm 69 cl  
 Ø M = 225 mm  
 H = 35 mm  
 W = 520 g  
 R6/B4=24

<i>Filet Bordeaux</i>	<b>22605</b>	<b>22548</b>	<b>22563</b>
<i>Filet Delft</i>	<b>22613</b>	<b>22555</b>	<b>22571</b>



120 mm 31,5 cl  
 Ø M = 120 mm  
 H = 47 mm  
 W = 200 g  
 R6/B6=36



19 cl  
 Ø M = 105 mm  
 Ø W/O handle=78 mm  
 H = 64 mm  
 W = 190 g  
 R12/B4=48



51 cl  
 Ø M = 132 mm  
 H = 74 mm  
 W = 265 g  
 R6/B6=36

<i>Filet Bordeaux</i>	<b>50420</b>	<b>22845</b>	<b>17147</b>
<i>Filet Delft</i>	<b>55856</b>	<b>22852</b>	<b>17145</b>



## Heat System

ARCOROC OPAL

PERFECTLY STACKABLE / HEAT MANAGEMENT



230 mm  
 Ø M = 230 mm  
 H = 25 mm  
 W = 580 g  
**E6776**  
 R6/B4=24



230 mm  
 Ø M = 230 mm  
 H = 25 mm  
 W = 590 g  
**E6775**  
 R6/B4=24



258 mm  
 Ø M = 258 mm  
 H = 20 mm  
 W = 660 g  
**N6393**  
 R6/B2=12



235 mm  
 Ø M = 235 mm  
 H = 19 mm  
 W = 525 g  
**57975**  
 R6/B4=24

## Hôtelière

ARCOROC OPAL

PERFECTLY STACKABLE / \* CONTROLLED WEIGHT



195 mm  
 Ø M = 195 mm  
 H = 17 mm  
 W = 310 g  
**57974**  
 R6/B4=24



155 mm  
 Ø M = 155 mm  
 H = 15 mm  
 W = 220 g  
**58621**  
 R6/B4=24



DEEP 225 mm 55,5 cl  
 Ø M = 225 mm  
 H = 30 mm  
 W = 515 g  
**57971**  
 R6/B4=24



275 mm  
 Ø M = 275 mm  
 H = 23 mm  
 W = 770 g  
**V1653**  
 R6/B2=12

## ... Intensity white

ARCOROC OPAL



255 mm  
 Ø M = 255 mm  
 H = 19 mm  
 W = 610 g  
**V1536**  
 R6/B2=12



240 mm  
 Ø M = 240 mm  
 H = 20 mm  
 W = 540 g  
**V1537**  
 R6/B4=24



205 mm  
 Ø M = 205 mm  
 H = 18 mm  
 W = 375 g  
**V1539**  
 R6/B4=24



160 mm  
 Ø M = 160 mm  
 H = 17 mm  
 W = 240 g  
**V1540**  
 R6/B4=24



DEEP 220 mm 35 cl  
 Ø M = 220 mm  
 H = 37 mm  
 W = 490 g  
**V1538**  
 R6/B4=24

## Nova Aquitania

ARCOROC OPAL

PERFECTLY STACKABLE



225 mm  
 Ø M = 225 mm  
 H = 19,5 mm  
 W = 290 g  
**P0157**  
 A24=24



155 mm  
 Ø M = 155 mm  
 H = 14 mm  
 W = 150 g  
**P8101**  
 A24=24



225 mm 56 cl  
 Ø M = 225 mm  
 H = 26 mm  
 W = 340 g  
**Q3295**  
 A24=24



132 mm 51 cl  
 Ø M = 132 mm  
 H = 68 mm  
 W = 240 g  
**V3503**  
 A24=24



132 mm 20 cl  
 Ø M = 130 mm  
 H = 37 mm  
 W = 150 g  
**V3504**  
 A24=24

## Nova Aquitania Light Turquoise

ARCOROC OPAL

PERFECTLY STACKABLE / PROFESSIONAL 2000 CYCLES



225 mm  
 Ø M = 225 mm  
 H = 20 mm  
 W = 290 g  
**Q6208**  
 A24=24



155 mm  
 Ø M = 155 mm  
 H = 14 mm  
 W = 150 g  
**Q6207**  
 A24=24



132 mm 20 cl  
 Ø M = 130 mm  
 H = 37 mm  
 W = 150 g  
**V3506**  
 A24=24





# Restaurant

ARCOROC OPAL

PERFECTLY STACKABLE / \* CONTROLLED WEIGHT / ■ HEAT MANAGEMENT



252 mm  
 Ø M = 252 mm  
 H = 25 mm  
 W = 640 g  
**P 3972**  
 R6/B2=12



235 mm  
 Ø M = 235 mm  
 H = 26 mm  
 W = 505 g  
**22522**  
 R6/B4=24



225 mm  
 Ø M = 225 mm  
 H = 22 mm  
 W = 495 g  
**29337**  
 R6/B4=24



195 mm  
 Ø M = 195 mm  
 H = 22 mm  
 W = 320 g  
**22530**  
 R6/B4=24



155 mm  
 Ø M = 155 mm  
 H = 18 mm  
 W = 215 g  
**22506**  
 R6/B4=24




DEEP 225 mm 69 cl  
 Ø M = 225 mm  
 H = 35 mm  
 W = 520 g  
**22514**  
 R6/B4=24



300 x 260 mm  
 Ø M = 300 mm  
 H = 30 mm  
 W = 800 g  
**49145**  
 R6/B2=12



290 x 210 mm  
 Ø M = 290 mm  
 H = 25 mm  
 W = 640 g  
**P 3967**  
 R6/B2=12



HALF DEEP 250 mm  
 Ø M = 250 mm  
 H = 28 mm  
 W = 760 g  
**L 6850**  
 R6/B2=12

## MTO *Make to order*



230 mm  
 Ø M = 230 mm  
 H = 25 mm  
 W = 680 g  
**L 6824**  
 R6/B2=12



230 mm  
 Ø M = 230 mm  
 H = 25 mm  
 W = 710 g  
**N 4839**  
 R6/B2=12




120 mm 40 cl  
 Ø M = 120 mm  
 H = 62 mm  
 W = 230 g  
**L 6887**  
 R6/B4=24



# Restaurant

ARCOROC OPAL

PERFECTLY STACKABLE



170 mm 1,1L  
Ø M = 170 mm  
H = 78 mm  
W = 480 g  
**43315**  
R6/B6=36



140 mm 48 cl  
Ø M = 140 mm  
H = 52 mm  
W = 270 g  
**43317**  
R6/B6=36



120 mm 31,5 cl  
Ø M = 120 mm  
H = 47 mm  
W = 200 g  
**43319**  
R6/B6=36



160 mm 27,5 cl  
Ø M = 160 mm  
H = 37 mm  
W = 255 g  
**25293**  
R6/B6=36



120 mm 11 cl  
Ø M = 120 mm  
H = 26 mm  
W = 150 g  
**25285**  
R6/B6=36



160 mm 52 cl  
Ø M = 160 mm  
H = 51 mm  
W = 350 g  
**50061**  
R6/B4=24



140 x 90 mm 28 cl  
Ø M = 140 mm  
H = 35 mm  
W = 220 g  
**55391**  
R6/B4=24



110 mm 22 cl  
Ø M = 110 mm  
H = 36 mm  
W = 195 g  
**18962**  
R6/B4=24



115 x 84 mm 20 cl  
Ø M = 115 mm  
H = 36 mm  
W = 170 g  
**27474**  
A24=24



175 x 115 mm 48,5 cl  
Ø M = 175 mm  
H = 36 mm  
W = 330 g  
**27473**  
A24=24



8 cl  
Ø M = 80 mm  
Ø W/O handle=60 mm  
H = 49 mm  
W = 100 g  
**22662**  
R12/B4=48



112 mm  
Ø M = 112 mm  
H = 16 mm  
W = 110 g  
**22670**  
R6/B8=48



13 cl  
Ø M = 95 mm  
Ø W/O handle=69 mm  
H = 57 mm  
W = 150 g  
**22795**  
R12/B4=48



130 mm  
Ø M = 130 mm  
H = 18 mm  
W = 150 g  
**22738**  
R6/B8=48



19 cl  
Ø M = 105 mm  
Ø W/O handle=78 mm  
H = 64 mm  
W = 190 g  
**22837**  
R12/B4=48



22 cl  
Ø M = 104 mm  
Ø W/O handle=77 mm  
H = 74 mm  
W = 200 g  
**25269**  
R12/B4=48



140 mm  
Ø M = 140 mm  
H = 20 mm  
W = 190 g  
**22720**  
R6/B8=48



25 cl  
Ø M = 114 mm  
Ø W/O handle=85 mm  
H = 70 mm  
W = 210 g  
**14611**  
R6/B6=36



153 mm  
Ø M = 153 mm  
H = 21 mm  
W = 215 g  
**22712**  
R6/B6=36



25 cl  
Ø M = 100 mm  
Ø W/O handle=70 mm  
H = 89 mm  
W = 240 g  
**36140**  
R6/B6=36



29 cl  
Ø M = 110 mm  
Ø W/O handle=79 mm  
H = 89 mm  
W = 265 g  
**18316**  
R6/B6=36



50 cl  
Ø M = 131 mm  
H = 70 mm  
W = 230 g  
**C1514**  
R6/B6=36



51 cl  
Ø M = 132 mm  
H = 74 mm  
W = 265 g  
**17144**  
R6/B6=36



31 cl  
Ø M = 151 mm  
Ø W/O handle=102 mm  
H = 60 mm  
W = 250 g  
**28891**  
R6/B4=24



DINNERWARE

# Stairo

○ Luminarc

ARCOROC OPAL

PERFECTLY STACKABLE



270 mm  
 Ø M = 270 mm  
 H = 25 mm  
 W = 360 g  
**L3576**  
 R6/B4=24



250 mm  
 Ø M = 250 mm  
 H = 23 mm  
 W = 360 g  
**L3577**  
 R6/B4=24



235 mm  
 Ø M = 235 mm  
 H = 21,5 mm  
 W = 330 g  
**L5271**  
 R6/B4=24



190 mm  
 Ø M = 190 mm  
 H = 19 mm  
 W = 220 g  
**L3579**  
 R6/B4=24



DEEP 235 mm 80 cl  
 Ø M = 235 mm  
 H = 32 mm  
 W = 360 g  
**L3578**  
 R6/B4=24



HARENA  
 270 mm 3L  
 Ø M = 270 mm  
 H = 98 mm  
 W = 740 g  
**L2970**  
 R6/B1=6



160 mm 45 cl  
 Ø M = 160 mm  
 H = 44 mm  
 W = 250 g  
**L9928**  
 R6/B4=24



200 mm 88 cl  
 Ø M = 200 mm  
 H = 53 mm  
 W = 350 g  
**L9929**  
 R6/B4=24



132 mm 50 cl  
 Ø M = 132 mm  
 H = 68 mm  
 W = 230 g  
**L3581**  
 R6/B6=36

# Trianon...

○ Luminarc

ARCOROC OPAL

PERFECTLY STACKABLE / \* CONTROLLED WEIGHT



310 mm  
 Ø M = 310 mm  
 H = 25 mm  
 W = 715 g  
**P4366**  
 F4=4



273 mm  
 Ø M = 273 mm  
 H = 24 mm  
 W = 490 g  
**N8244**  
 R6/B4=24



245 mm  
 Ø M = 245 mm  
 H = 24 mm  
 W = 360 g  
**D6890**  
 R6/B6=36



195 mm  
 Ø M = 195 mm  
 H = 16 mm  
 W = 245 g  
**D6887**  
 R6/B6=36



155 mm  
 Ø M = 155 mm  
 H = 13 mm  
 W = 160 g  
**D6886**  
 R6/B6=36



DEEP 225 mm 67 cl  
 Ø M = 225 mm  
 H = 35 mm  
 W = 365 g  
**D6889**  
 R6/B6=36



350 x 260 mm  
 Ø M = 350 mm  
 H = 26 mm  
 W = 620 g  
**D6877**  
 R4/B4=16



290 x 210 mm  
 Ø M = 290 mm  
 H = 23 mm  
 W = 500 g  
**D6891**  
 R4/B4=16



220 x 140 mm  
 Ø M = 220 mm  
 H = 28 mm  
 W = 245 g  
**D6885**  
 R6/B6=36



240 mm 2,5 L  
 Ø M = 240 mm  
 H = 98 mm  
 W = 730 g  
**D6881**  
 R6/B1=6



180 mm 1,05 L  
 Ø M = 180 mm  
 H = 77 mm  
 W = 410 g  
**D6882**  
 R6/B2=12



120 mm 34 cl  
 Ø M = 120 mm  
 H = 56 mm  
 W = 165 g  
**D6884**  
 R6/B6=36



160 mm 56,5 cl  
 Ø M = 160 mm  
 H = 52 mm  
 W = 245 g  
**D6883**  
 R8/B6=48



22 cl 145 mm  
 Ø M = 106 mm Ø M = 140 mm  
 Ø W/O handle=87mm H = 16 mm  
 H = 66 mm W = 155 g  
 W = 160 g  
**D6921** **D6925**  
 R6/B6=36 R6/B8=48



28 cl  
 Ø M = 114 mm  
 Ø W/O handle=93 mm  
 H = 72 mm  
 W = 190 g  
**D6922**  
 R6/B6=36



160 mm  
 Ø M = 160 mm  
 H = 18 mm  
 W = 195 g  
**D6926**  
 R6/B8=48



29 cl  
 Ø M = 112 mm  
 Ø W/O handle=81mm  
 H = 90 mm  
 W = 250 g  
**D6880**  
 R6/B6=36



46 cl  
 Ø M = 130 mm  
 H = 71 mm  
 W = 265 g  
**D6878**  
 R6/B6=36



30 cl  
 Ø M = 144 mm  
 Ø W/O handle=98mm  
 H = 59 mm  
 W = 250 g  
**D6879**  
 R6/B4=24



## Zélie Black

Luminarc Tempered **GLASS**

PERFECTLY STACKABLE / PROFESSIONAL 2000 CYCLES



250 mm  
 Ø M = 250 mm  
 H = 26 mm  
 W = 375 g  
**V3821**  
 A24=24



200 mm 75 cl  
 Ø M = 200 mm  
 H = 42 mm  
 W = 315 g  
**V3890**  
 A24=24



180 mm  
 Ø M = 180 mm  
 H = 21 mm  
 W = 220 g  
**V3891**  
 A24=24



160 mm 55 cl  
 Ø M = 160 mm  
 H = 52 mm  
 W = 260 g  
**V3893**  
 A24=24

## Zélie White

Luminarc **OPAL**

PERFECTLY STACKABLE



250 mm  
 Ø M = 250 mm  
 H = 26 mm  
 W = 360 g  
**V3729**  
 A24=24



200 mm 75 cl  
 Ø M = 200 mm  
 H = 42 mm  
 W = 300 g  
**V3730**  
 A24=24



180 mm  
 Ø M = 180 mm  
 H = 21 mm  
 W = 220 g  
**V3731**  
 A24=24



160 mm 55 cl  
 Ø M = 160 mm  
 H = 52 mm  
 W = 240 g  
**V3772**  
 A24=24



120 mm 40 cl  
 Ø M = 160 mm  
 H = 70 mm  
 W = 230 g  
**V3787**  
 A24=24



# Damier

ARCOROC Annealed GLASS



5 cl  
 Ø M = 45 mm  
 H = 83 mm  
 W = 62 g  
**00633**  
 A36=36



DINNERWARE

# Empilable

ARCOROC Annealed GLASS

PERFECTLY STACKABLE / \* PROFESSIONAL 2000 CYCLES



107 mm  
 Ø M = 107 mm  
 H = 35 mm  
 W = 245 g  
**C1320**  
 R6/B4=24



85 mm  
 Ø M = 85 mm  
 H = 36 mm  
 W = 120 g  
**51257**  
 R6/B4=24



107 mm  
 Ø M = 107 mm  
 H = 35 mm  
 W = 255 g  
**00187**  
 R6/B4=24



85 mm  
 Ø M = 85 mm  
 H = 36 mm  
 W = 120 g  
**55878**  
 R6/B4=24



# Eskale

ARCOROC Tempered **GLASS**

GLASS SAFETY



31 cl OF  
 Ø M = 91 mm  
 H = 87 mm  
 W = 248 g  
**L 3750**  
 FA6/B4=24



18 cl OF  
 Ø M = 77 mm  
 H = 78 mm  
 W = 180 g  
**L 3751**  
 FA6/B4=24



9 cl OF  
 Ø M = 62 mm  
 H = 64 mm  
 W = 110 g  
**L 7172**  
 FA6/B4=24  
**N6551** Appetizer set  
 F12/B4=48



# Jazzed

ARCOROC Annealed **GLASS**



41 cl  
 Ø M = 123 mm  
 H = 198 mm  
 W = 728 g  
**N8367**  
 F6/B2=12



25 cl  
 Ø M = 125 mm  
 H = 92 mm  
 W = 390 g  
**V7087**  
 F6/B4=24



25 cl FROZEN  
 Ø M = 125 mm  
 H = 92 mm  
 W = 390 g  
**V7089**  
 F6/B4=24

# Maeva

ARCOROC Annealed **GLASS**



35 cl DIAMANT  
 Ø M = 119 mm  
 H = 74 mm  
 W = 320 g  
**L 6690**  
 F6/B4=24



20 cl DIAMANT  
 Ø M = 100 mm  
 H = 62 mm  
 W = 205 g  
**L 6689**  
 F6/B4=24



35 cl VINTAGE  
 Ø M = 119 mm  
 H = 74 mm  
 W = 320 g  
**L 6692**  
 F6/B4=24



20 cl VINTAGE  
 Ø M = 100 mm  
 H = 62 mm  
 W = 205 g  
**L 6691**  
 F6/B4=24

## Palmier

ARCOROC Annealed

GLASS



37 cl HB

Ø M = 120 mm  
H = 200 mm  
W = 510 g

**58012**  
F6/B4=24



21 cl OF

Ø M = 127 mm  
H = 100 mm  
W = 310 g

**58010**  
F6/B4=24



20 cl

Ø M = 108 mm  
H = 60 mm  
W = 190 g

**V7219**  
F6/B4=24



## Quadro

ARCOROC Annealed


GLASS



36 cl

Ø M = 82 mm  
H = 190 mm  
W = 426 g

**12615**  
F6/B4=24



## Seychelles

ARCOROC Annealed

GLASS



20 cl

Ø M = 105 mm  
H = 80 mm  
W = 205 g

**34741**  
F6/B4=24

## Sorbet

ARCOROC Annealed

GLASS



38 cl

Ø M = 117 mm  
H = 94 mm  
W = 302 g

**V7431**  
F6/B4=24



21 cl

Ø M = 100 mm  
H = 78 mm  
W = 200 g

**V7429**  
F6/B4=24

## Versatile

ARCOROC Annealed

GLASS



12 cl

Ø M = 98 mm  
H = 88 mm  
W = 115 g

**V7216**  
F6/B4=24






































4 cl

Ø M = 66 mm  
H = 59 mm  
W = 48 g

**V7032**  
F6/B4=24



## Cup and saucer information

					SAUCER															
					OPAL										GLASS					
					EMPILABLE		INTENSITY BARIL			RESTAURANT				TRIANON		ARCADIE		AROMA		
					160 mm	140 mm	154 mm	140 mm	120 mm	153 mm	140 mm	130 mm	112 mm	160 mm	145 mm	112 mm	140 mm	140 mm	120 mm	
Range	Shape	Capacity	Ref.	G2722	O1526	Q6147	Q3635	Q3636	22712	22720	22738	22670	D6926	D6925	Q3701	Q3700	L3697	J9827		
																				
OPAL														GLASS						
	EMPILABLE	CUP	28 cl	G2725	✓					✓	✓									
		CUP	22 cl <sup>O</sup>	H7795		✓				✓	✓									
		CUP	14 cl	G2724		✓							✓							
	INTENSITY BARIL	MUG	29 cl	Q3630		✓														
		CUP	25 cl	Q3634		✓														
		CUP	19 cl	Q3632			✓													
		CUP	9 cl	Q3631				✓												
	RESTAURANT	MUG	25 cl	36140					✓		✓		✓							
		CUP	25 cl	14611					✓	✓										
		CUP	22 cl	25269					✓	✓	✓									
		CUP	19 cl	22837					✓	✓	✓									
		CUP	8 cl	22662								✓								
	TRIANON	CUP	28 cl	D6922					✓	✓	✓		✓							
		CUP	22 cl	D6921							✓			✓						
GLASS																				
	ARCADIE	HB	40 cl	Q2751												✓				
		OF	35 cl	Q2750													✓			
		OF	24 cl	Q2967															✓	
		OF	16 cl	Q2234												✓				
		OF	9 cl	Q2233												✓				
	AROMA	CUP	22 cl	C1511														✓		
		CUP	8 cl	C1360																✓
	BOCK A THE	MUG	23 cl	47580															✓	
	VOLUTO	MUG	40 cl	L3696														✓		
		MUG	32 cl	L3694														✓		
		MUG	25 cl	L3693														✓		
		CUP	22 cl	L3692														✓		
		CUP	9 cl	L3695																✓

• Cups and mugs not indicated in the file, don't have any saucer.

# Arcadie

ARCOROC Tempered **GLASS**

40 cl HB Ø M = 93 mm H = 126 mm W = 350 g <b>Q2751</b> F6/B4=24	35 cl OF Ø M = 96 mm H = 98 mm W = 280 g <b>Q2750</b> F6/B4=24	140 mm Ø M = 144 mm H = 20 mm W = 195 g <b>Q3700</b> R6/B4=24	24 cl OF Ø M = 85 mm H = 86 mm W = 175 g <b>Q2967</b> F6/B4=24	16 cl OF Ø M = 73 mm H = 73 mm W = 135 g <b>Q2234</b> F6/B4=24	9 cl OF Ø M = 62 mm H = 63 mm W = 85 g <b>Q2233</b> F6/B4=24	112 mm Ø M = 112 mm H = 16 mm W = 110 g <b>Q3701</b> R6/B4=24
← (+) Saucer140 <b>Q3700</b> →			← (+) AROMA Saucer140 <b>L3697</b> →		← (+) Saucer112 <b>Q3701</b> →	

# Ariba

Luminarc Tempered **GLASS**



50 cl  
Ø M = 132 mm  
H = 68 mm  
W = 240 g  
**E 9610**  
R6/B1=6



# Aroma

ARCOROC Tempered **GLASS**

PERFECTLY STACKABLE



22 cl Ø M = 100 mm Ø W/O handle=77 mm H = 85 mm W = 190 g <b>C1511</b> R12/B4=48	140 mm * Ø M = 140 mm H = 21 mm W = 154 g <b>L3697</b> R6/B8=48	8 cl Ø M = 76 mm Ø W/O handle=58 mm H = 64 mm W = 95 g <b>C1360</b> R12/B4=48	120 mm ** Ø M = 120 mm H = 19 mm W = 105 g <b>J9827</b> R6/B8=48

\* Goes with cups Voluto 40 cl, 32 cl, 25 cl, 22 cl, (P. 73), and with Arcadie 24 cl, (P. 70).

\*\* Goes with cups Voluto 9 cl, (P. 73).

## Bock

ARCOROC Tempered **GLASS**

PERFECTLY STACKABLE



25 cl

Ø M = 103 mm  
Ø W/O handle = 72 mm  
H = 89 mm  
W = 240 g

**E7104**  
R6/B8=48



## Bock à thé

ARCOROC Tempered  
**GLASS**



23 cl

Ø M = 105 mm  
Ø W/O handle = 75 mm  
H = 106 mm  
W = 270 g

**47580**  
R6/B4=24

## Bock sur pied

ARCOROC Tempered  
**GLASS**



29 cl

Ø M = 105 mm  
Ø W/O handle = 71 mm  
H = 142 mm  
W = 375 g

**11874**  
F4/B6=24

## Empilable

○ Luminarc

ARCOROC **OPAL**

PERFECTLY STACKABLE



28 cl 160 mm

Ø M = 117 mm Ø M = 160 mm  
Ø W/O handle = 92 mm  
H = 60 mm H = 21 mm  
W = 225 g W = 215 g

**G2725 G2722**  
R6/B4=24 R6/B8=48



22 cl 140 mm

Ø M = 104 mm Ø M = 140 mm  
Ø W/O handle = 79 mm  
H = 65 mm H = 19 mm  
W = 200 g W = 150 g

**H7795 O1526**  
R6/B4=24 R6/B12=72



14 cl 130 mm

Ø M = 99 mm Ø M = 130 mm  
Ø W/O handle = 75 mm  
H = 49 mm H = 18 mm  
W = 145 g W = 150 g

**G2724 22738**  
R6/B4=24 R6/B8=48

# Intensity Baril

ARCOROC OPAL



29 cl  
 Ø M = 109 mm  
 Ø W/O handle = 76 mm  
 H = 103 mm  
 W = 390 g  
**Q3630**  
 F6/B4=24



25 cl  
 Ø M = 106 mm  
 Ø W/O handle = 76 mm  
 H = 81 mm  
 W = 295 g  
**Q3634**  
 F6/B4=24



154 mm  
 Ø M = 154 mm  
 H = 23 mm  
 W = 190 g  
**Q6147**  
 R6/B4=24

⊕ Saucer 154 **Q6147**



19 cl 140 mm  
 Ø M = 97 mm Ø M = 140 mm  
 Ø W/O handle = 71 mm  
 H = 71 mm H = 21 mm  
 W = 215 g W = 160 g  
**Q3632 Q3635**  
 F6/B4=24 R6/B4=24



9 cl 120 mm  
 Ø M = 78 mm Ø M = 120 mm  
 Ø W/O handle = 56 mm  
 H = 60 mm H = 19 mm  
 W = 135 g W = 105 g  
**Q3631 Q3636**  
 F6/B4=24 R6/B4=24



# Irish coffee

ARCOROC Tempered  
**GLASS**




24 cl  
 Ø M = 88 mm  
 Ø W/O handle = 76 mm  
 H = 140 mm  
 W = 295 g  
**37684**  
 F6/B4=24

# Latino

ARCOROC Tempered  
**GLASS**



29 cl  
 Ø M = 99 mm  
 Ø W/O handle = 78 mm  
 H = 150 mm  
 W = 372 g  
**G3871**  
 F6/B4=24





New Morning **Luminarc** Tempered  
GLASS



32 cl  
 Ø M = 112 mm  
 Ø W/O handle = 80 mm  
 H = 111 mm  
 W = 290 g  
**P8859**  
 A6=6

New Morning **Luminarc** OPAL



32 cl  
 Ø M = 112 mm  
 Ø W/O handle = 80 mm  
 H = 111 mm  
 W = 290 g  
**P8858**  
 A6=6

Voluto

ARCOROC Tempered GLASS



40 cl \*  
 Ø Max = 111 mm  
 Ø W/O handle = 82 mm  
 H = 123 mm  
 W = 310 g  
**L3696**  
 R6/B4=24



32 cl \*  
 Ø M = 106 mm  
 Ø W/O handle = 78 mm  
 H = 111 mm  
 W = 280 g  
**L3694**  
 R6/B4=24



25 cl \*  
 Ø M = 104 mm  
 Ø W/O handle = 77 mm  
 H = 91 mm  
 W = 230 g  
**L3693**  
 R6/B4=24



50 cl  
 Ø M = 145 mm  
 Ø W/O handle = 115 mm  
 H = 74 mm  
 W = 335 g  
**L3691**  
 A6=6



22 cl \*  
 Ø M = 107 mm  
 Ø W/O handle = 82 mm  
 H = 71 mm  
 W = 190 g  
**L3692**  
 R6/B4=24



9 cl \*\*  
 Ø M = 83 mm  
 Ø W/O handle = 58 mm  
 H = 68 mm  
 W = 135 g  
**L3695**  
 R6/B4=24

\* Goes with saucer Aroma 140 mm, (P. 70).

\*\* Goes with saucer Aroma 120 mm, (P. 70).

HOT DRINKS





ARCOROC

Appetizer





# Appetizer

ARCOROC PORCELAIN



140 x 100 mm  
 Ø M = 140 mm  
 H = 30 mm  
 W = 88 g  
**R0739**  
 R6/B4=24



145 x 70 mm  
 Ø M = 145 mm  
 H = 23 mm  
 W = 116 g  
**R0736**  
 R6/B4=24



95 mm  
 Ø M = 95 mm  
 H = 20 mm  
 W = 94 g  
**R0737**  
 R6/B4=24



100 mm 6 cl  
 Ø M = 100 mm  
 H = 40 mm  
 W = 76 g  
**R0740**  
 R6/B4=24



100 mm 12 cl  
 Ø M = 100 mm  
 H = 40 mm  
 W = 95 g  
**R0742**  
 R6/B4=24



105 mm  
 Ø M = 105 mm  
 H = 28 mm  
 W = 43 g  
**R0738**  
 R6/B4=24



85 mm 10 cl  
 Ø M = 85 mm  
 H = 50 mm  
 W = 93 g  
**R0743**  
 R6/B4=24



90 mm 14 cl  
 Ø M = 90 mm  
 H = 48 mm  
 W = 136 g  
**R0735**  
 R6/B4=24



95 mm 15 cl  
 Ø M = 95 mm  
 H = 60 mm  
 W = 113 g  
**R0741**  
 R6/B4=24



95 mm 6,5 cl  
 Ø M = 95 mm  
 H = 45 mm  
 W = 90 g  
**R0744**  
 R6/B4=24



# Baril

ARCOROC Annealed GLASS



16 cl HB  
 Ø M = 57 mm  
 H = 80 mm  
 W = 92 g  
**N6550**  
 F12/B4=48



# Appetizer Filet Black

ARCOROC PORCELAIN



95 mm CARRÉE

Ø M = 95 mm  
H = 20 mm  
W = 94 g

**Q 8192**  
R6/B4=24



100 mm HAUTE 6 cl

Ø M = 100 mm  
H = 40 mm  
W = 76 g

**Q 8193**  
R6/B4=24



85 mm SPIRAL 10 cl

Ø M = 85 mm  
H = 50 mm  
W = 93 g

**Q 8189**  
R6/B4=24



90 mm CARRÉE 14 cl

Ø M = 90 mm  
H = 48 mm  
W = 136 g

**Q 8195**  
R6/B4=24



95 mm LUDICO 5 cl

Ø M = 95 mm  
H = 60 mm  
W = 113 g

**Q 8191**  
R6/B4=24



95 mm 6,5 cl

Ø M = 95 mm  
H = 45 mm  
W = 90 g

**Q 8196**  
R6/B4=24



APETIZER









ARCOROC

Salad bowl



SALAD BOWL



# Aspen

Luminarc Tempered **GLASS**



230 mm 2,4 L  
 Ø M = 230 mm  
 H = 88 mm  
 W = 630 g  
**10407**  
 A12=12



120 mm 39 cl  
 Ø M = 120 mm  
 H = 54 mm  
 W = 165 g  
**H4908**  
 R6/B4=24



# Cocoon

Luminarc Tempered **GLASS**



240 mm 3,6 L  
 Ø M = 240 mm  
 H = 132 mm  
 W = 1220 g  
**G1698**  
 A4=4



180 mm 1,5 L  
 Ø M = 180 mm  
 H = 98 mm  
 W = 535 g  
**41879**  
 A6=6



120 mm 41 cl  
 Ø M = 120 mm  
 H = 67 mm  
 W = 250 g  
**41882**  
 R6/B6=36



60 mm 4,5 cl  
 Ø M = 60 mm  
 H = 33 mm  
 W = 45 g  
**41884**  
 R6/B6=36

# Cosmos

Luminarc Tempered **GLASS**



280 mm 4,9 L  
 Ø M = 280 mm  
 H = 134 mm  
 W = 1460 g  
**44029**  
 A6=6



230 mm 2,6 L  
 Ø M = 230 mm  
 H = 110 mm  
 W = 755 g  
**E8859**  
 R6/B1=6



200 mm 1,7 L  
 Ø M = 200 mm  
 H = 95 mm  
 W = 510 g  
**30362**  
 R6/B2=12



170 mm 1 L  
 Ø M = 170 mm  
 H = 80 mm  
 W = 325 g  
**H5360**  
 R6/B4=24



140 mm 56,5 cl  
 Ø M = 140 mm  
 H = 66 mm  
 W = 240 g  
**64091**  
 A12=12



120 mm 39 cl  
 Ø M = 120 mm  
 H = 59 mm  
 W = 180 g  
**64089**  
 A12=12

\* Also available with lid - Compatible lids, (P 92/93).



290 mm 6 L  
 Ø M = 290 mm  
 H = 133 mm  
 W = 1760 g  
**10029**  
 A6=6



260 mm 4,3 L  
 Ø M = 260 mm  
 H = 115 mm  
 W = 1200 g  
**09994**  
 A6=6



230 mm 2,9 L  
 Ø M = 230 mm  
 H = 106 mm  
 W = 880 g  
**V4034**  
 A6=6



200 mm 1,8 L  
 Ø M = 200 mm  
 H = 92 mm  
 W = 640 g  
**V4042**  
 R6/B1=6



170 mm 1,1 L  
 Ø M = 170 mm  
 H = 79 mm  
 W = 440 g  
**10027**  
 R6/B4=24



140 mm 62,5 cl  
 Ø M = 140 mm  
 H = 62 mm  
 W = 270 g  
**10003**  
 R6/B6=36



120 mm 38,5 cl  
 Ø M = 120 mm  
 H = 54 mm  
 W = 230 g  
**10000**  
 R6/B6=36



100 mm 24 cl  
 Ø M = 100 mm  
 H = 45 mm  
 W = 140 g  
**10019**  
 R6/B6=36



90 mm 15 cl  
 Ø M = 90 mm  
 H = 39 mm  
 W = 85 g  
**10040**  
 R6/B6=36



70 mm 7,5 cl  
 Ø M = 70 mm  
 H = 32 mm  
 W = 70 g  
**10018**  
 R6/B6=36



60 mm 3,5 cl  
 Ø M = 60 mm  
 H = 25 mm  
 W = 40 g  
**10011**  
 R6/B6=36



140 x 91 mm 28 cl  
 Ø M = 140 mm  
 H = 35 mm  
 W = 230 g  
**64473**  
 R3/B8=24

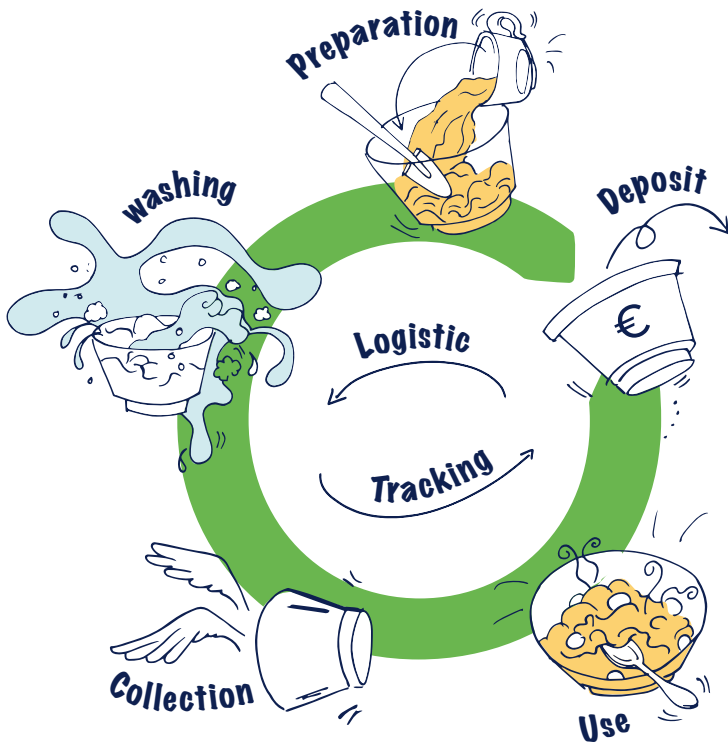
\* Also available with lid - Compatible lids, (P. 92/93).



SALAD BOWL



## Reuse



Container is a core element in the reuse loop. It must be adapted to each step of the loop to ensure an easy transition. That's why the selection of the container is the 1<sup>st</sup> step when switching from disposable to durable.



So Urban



Food Box

























Onctuose



Empilable Caps

	So Urban	Food Box	Onctuose	Empilable Caps
<b>Key benefits</b>	Competitive, light and functional	Adapted to hot dishes with specific shapes	Mini shape ideal for desserts	Multipurpose range from small to multiportion shape
<b>Material</b>	Sodo + PE	Sodo + PP	Sodo + PE	Sodo + LDPE
<b>Lid color</b>	Transparent	Transparent	Transparent	White
<b>Shape</b>	Round	Rectangular	Round	Round
<b>Capacity</b>	5 shapes: 26cl / 37cl / 80cl / 110cl / 135cl	4 shapes: 38cl / 82cl / 122cl / 197cl	1 shape: 22cl	5 shapes: 38,5cl / 62,5cl / 110cl / 180cl / 290cl
<b>Stackable base</b>	✓	✗	✗	✓
<b>Stackable base on lid</b>	✓	✓	✓	✗
<b>Microwave-safe</b>		✓ Remove lid in microwave		
<b>Ovensafe</b>		✗		
<b>Freezer-safe</b>		✓		
<b>Dishwasher safe (INDUSTRIAL 2000 CYCLES)</b>		✓ 2000 cycles		

# Select the right container

Collections	Désignations		Starters	Small salad	Large salad	Main dish	Complete menu	Desserts	Multiportion
									
<b>Empilable</b>	38cl	S		✓				✓	
	62cl	M		✓	✓			✓	
	1.1L	L				✓	✓	✓	
	1.8 L	XXL				✓		✓	✓
	2.9 L	XXL							✓
<b>Food Box</b>	38cl	S		✓				✓	
	82cl	M			✓				
	122cl	L				✓			
	197cl	XXL					✓		✓
<b>Onctuose</b>	22cl	XS						✓	
<b>So Urban</b>	26cl	XS		✓				✓	
	37cl	S		✓				✓	
	80cl	M			✓		✓		
	110cl	L				✓	✓	✓	
	135cl	XL						✓	



LID 230  
 Ø M = 235 mm  
 H = 13 mm  
 W = 64 g  
**Q9863**  
 A24=24



LID 200 mm  
 Ø M = 205 mm  
 H = 11 mm  
 W = 47 g  
**Q6214**  
 A 24=24



**EMPILABLE**  
 230 mm 2,9 L + LID  
 Ø M = 230 mm  
 H = 106 mm  
 W = 880 g  
**V4034**  
 A6=6

230 mm 2,9 L + LID  
 Ø M = 235 mm  
 H = 108 mm  
 W = 944 g  
**H1154** ○  
 A6=6



**EMPILABLE**  
 200 mm 1,8 L + LID  
 Ø M = 200 mm  
 H = 92 mm  
 W = 640 g  
**V4042**  
 R6/B1=6

200 mm 1,8 L + LID  
 Ø M = 205 mm  
 H = 91 mm  
 W = 695 g  
**H1152** ○  
 A8=8



LID 170 mm  
 Ø M = 176 mm  
 H = 12 mm  
 W = 30 g  
**Q6213**  
 A 24=24



LID 140 mm  
 Ø M = 145 mm  
 H = 11 mm  
 W = 20 g  
**Q9862**  
 A 24=24



LID 120 mm  
 Ø M = 126 mm  
 H = 11 mm  
 W = 14 g  
**Q6211**  
 A 24=24



**EMPILABLE**  
 170 mm 1,1 L + LID  
 Ø M = 170 mm  
 H = 79 mm  
 W = 440 g  
**10027**  
 R6/B4=24

170 mm 1,1 L + LID  
 Ø M = 176 mm  
 H = 80 mm  
 W = 470 g  
**H1151** ○  
 A6=6



**EMPILABLE**  
 140 mm 62,5 cl + LID  
 Ø M = 140 mm  
 H = 62 mm  
 W = 270 g  
**10003**  
 R6/B6=36

140 mm 62,5 cl + LID  
 Ø M = 145 mm  
 H = 64 mm  
 W = 290 g  
**H1150** ○  
 A12=12



**EMPILABLE**  
 120 mm 38,5 cl + LID  
 Ø M = 120 mm  
 H = 54 mm  
 W = 230 g  
**10000**  
 R6/B6=36

120 mm 38,5 cl + LID  
 Ø M = 126 mm  
 H = 56 mm  
 W = 244 g  
**H1149**  
 A12=12



REUSE



38 cl\*  
 Ø M = 140x105 mm  
 H = 52 mm  
 W = 260 g  
**Q 3539**  
 A12=12



38 cl\* + LID assembled  
 Ø M = 146 x110 mm  
 H = 54 mm  
 W = 286 g  
**Q 3565**  
 A12=12



LID for 38 cl\*  
 Ø M = 146x110 mm  
 H = 18 mm  
 W = 26 g  
**Q 3535**  
 A12=12



82 cl\*  
 Ø M = 179x133 mm  
 H = 60 mm  
 W = 440 g  
**Q 3540**  
 A12=12



82 cl\* + LID assembled  
 Ø M = 186x138 mm  
 H = 62 mm  
 W = 488 g  
**Q 3566**  
 A12=12



LID for 82 cl\*  
 Ø M = 186x138 mm  
 H = 18 mm  
 W = 48 g  
**Q 3572**  
 A12=12



122 cl\*  
 Ø M = 206x152 mm  
 H = 64 mm  
 W = 598 g  
**Q 3542**  
 A12=12



122 cl\* + LID assembled  
 Ø M = 212x157 mm  
 H = 66 mm  
 W = 669 g  
**Q 3567**  
 A12=12



LID for 122 cl\*  
 Ø M = 212x157 mm  
 H = 19 mm  
 W = 71g  
**Q 3537**  
 A12=12



197 cl\*  
 Ø M = 241x177 mm  
 H = 70 mm  
 W = 853 g  
**Q 3544**  
 A6=6




197 cl\* + LID assembled  
 Ø M = 247x182 mm  
 H = 72 mm  
 W = 959 g  
**Q 3568**  
 A6=6



LID for 197 cl\*  
 Ø M = 247x182 mm  
 H = 19 mm  
 W = 106g  
**Q 3538**  
 A12=12

\* = fill to the brim capacity




22 cl Toleranced

Ø M = 82 mm  
H = 59 mm  
W = 145 g


**Q 6197**  
A24=24



22 cl  
+ LID assembled

Ø M = 85 mm  
H = 60 mm  
W = 154 g

**Q 5215**  
F6/B4=24



LID 82 mm

Ø M = 85 mm  
H = 12 mm  
W = 9 g

**Q 5217**  
A24=24



REUSE

NEW



26 cl\*

Ø M = 85 mm  
H = 92 mm  
W = 238 g  
**V4073**  
A24=24



85 mm - 26 cl\*  
+ LID assembled

Ø M = 97 mm  
H = 94 mm  
W = 251 g  
**V3602**  
A24=24



LID 85 mm

Ø M = 97 mm  
H = 13 mm  
W = 13 g  
**V3603**  
A24=24



Available in 21 cl (**H5647**)  
with compatible lid (**Q5217**)  
(P.91)



110 mm - 37 cl\*

Ø M = 110 mm  
H = 73 mm  
W = 220 g  
**V3155**  
A24=24



110 mm - 37 cl\*  
+ LID assembled

Ø M = 118 mm  
H = 74 mm  
W = 242 g  
**V3597**  
A24=24



LID 110 mm

Ø M = 118 mm  
H = 13 mm  
W = 22 g  
**V4602**  
A24=24



140 mm - 80 cl\*

Ø M = 140 mm  
H = 88 mm  
W = 360 g  
**V3158**  
A24=24



140 mm - 80 cl\*  
+ LID assembled

Ø M = 148 mm  
H = 89 mm  
W = 396 g  
**V3594**  
A24=24



LID 140 mm

Ø M = 148 mm  
H = 15 mm  
W = 36 g  
**V4604**  
A24=24



NEW



170 mm - 110 cl\*

Ø M = 170 mm  
H = 73 mm  
W = 468 g

**Q6303**  
A12=12



170 mm - 110 cl\*  
+ LID assembled

Ø M = 179 mm  
H = 74 mm  
W = 516 g

**Q8872**  
A12=12



LID 170 mm

Ø M = 179 mm  
H = 15 mm  
W = 48 g

**Q8898**  
A12=12

NEW



190 mm - 135 cl\*

Ø M = 188 mm  
H = 71 mm  
W = 530 g

**Q6304**  
A12=12



190 mm - 135 cl\*  
+ LID assembled

Ø M = 195 mm  
H = 72 mm  
W = 586 g

**Q8897**  
A12=12



LID 190 mm

Ø M = 195 mm  
H = 15 mm  
W = 56 g

**Q8887**  
A12=12

\* = Fill to the brim capacity



# Compatible Lids

ARCOROC Annealed GLASS ● ARCOROC Tempered GLASS ▲

PE Lid



LID 90 mm  
 Ø M = 90 mm  
 H = 9 mm  
 W = 7 g  
**Q 9737**  
 A 48=48



LID 90 mm  
 Ø M = 90 mm  
 H = 9 mm  
 W = 7 g  
**Q3497**  
 A 48=487



**NONIC ▲**  
 23 oz. HB 66 cl  
 Ø M = 90 mm  
 H = 159 mm  
 W = 315 g  
**P4016**  
 A48=48



**ULTIMATE ▲**  
 20 oz. HB 57 cl  
 Ø M = 90 mm  
 H = 160 mm  
 W = 425 g  
**G8563**  
 A24=24



**CONIQUE ▲**  
 20 oz. HB 57 cl  
 Ø M = 90 mm  
 H = 150 mm  
 W = 305 g  
**34002**  
 FA6/B8=48



**SIDRA ▲**  
 50 cl HB  
 Ø M = 89 mm  
 H = 120 mm  
 W = 235 g  
**L6500**  
 F6/B4=24



**SHETLAND ●**  
 42 cl HB  
 Ø M = 89 mm  
 H = 146 mm  
 W = 310 g  
**79698**  
 F12/B4=48



**GRANITY ▲**  
 42 cl HB  
 Ø M = 89 mm  
 H = 130 mm  
 W = 400 g  
**J2602**  
 F6=6



**ISLANDE ●**  
 38 cl OF  
 Ø M = 89 mm  
 H = 96 mm  
 W = 420 g  
**N6377**  
 F6/B4=24



**NEW YORK ▲**  
 38 cl OF  
 Ø M = 89 mm  
 H = 100 mm  
 W = 315 g  
**L7334**  
 F6/B4=24



**ESKALE ▲**  
 31 cl OF  
 Ø M = 91 mm  
 H = 87 mm  
 W = 248 g  
**L3750**  
 FA6/B4=24



**SHETLAND ●**  
 25 cl OF  
 Ø M = 90 mm  
 H = 88 mm  
 W = 250 g  
**79747**  
 F12/B4=48

Article reference without lid







LID 82 mm  
 Ø M = 85 mm  
 H = 12 mm  
 W = 9 g  
**Q5217**  
 A 24=24



**STACK'UP ▲**  
 40 cl HB  
 Ø M = 83 mm  
 H = 144 mm  
 W = 350 g  
**H5642**  
 F6/B4=24



**NEW YORK ▲**  
 25 cl OF  
 Ø M = 81 mm  
 H = 84 mm  
 W = 220 g  
**L7339**  
 F6/B4=24



**ONCTUOSE ▲**  
 23 cl OF  
 Ø M = 82 mm  
 H = 59 mm  
 W = 145 g  
**J4764**  
 F6=6



**BE BOP ▲**  
 21 cl OF  
 Ø M = 82 mm  
 H = 59 mm  
 W = 125 g  
**N4788**  
 F6/B4=24



**STACK'UP ▲**  
 21 cl OF  
 Ø M = 83 mm  
 H = 80 mm  
 W = 238 g  
**H5647**  
 F6/B4=24

Article reference without lid

Compatible is a range of lids adapted to our best-sellers, offering additional solutions and styles.



LID 96 mm  
 Ø M = 96 mm  
 H = 9 mm  
 W = 8 g  
**Q9738**  
 A 24=24



**BRITANNIA •**  
 20 oz. 57 cl  
 Ø M = 135 mm  
 Ø W/O handle = 95,5 mm  
 H = 125 mm  
 W = 520 g  
**O0989**  
 A24=24



**ESKALE ▲**  
 42 cl OF  
 Ø M = 97 mm  
 H = 96 mm  
 W = 315 g  
**L3749**  
 FA6/B4=24



**ARCADIE ▲**  
 35 cl OF  
 Ø M = 96 mm  
 H = 98 mm  
 P = 280 g  
**Q2750**  
 F6/B4=24

Article reference without lid





LID 230  
 Ø M = 235 mm  
 H = 13 mm  
 W = 64 g  
**Q9863**  
 A24=24



**EMPILABLE**  
 230 mm 2,9 L  
 Ø M = 230 mm  
 H = 106 mm  
 W = 880 g  
**V4034**  
 A6=6

230 mm 2,9 L + LID  
 Ø M = 235 mm  
 H = 108 mm  
 W = 944 g  
**H1154 O**  
 A6=6



**COSMOS**  
 230 mm 2,6 L  
 Ø M = 230 mm  
 H = 110 mm  
 W = 755 g  
**E8859**  
 R6/B1=6



LID 200 mm  
 Ø M = 205 mm  
 H = 11 mm  
 W = 47 g  
**Q6214**  
 A 24=24



**EMPILABLE**  
 200 mm 1,8 L  
 Ø M = 200 mm  
 H = 92 mm  
 W = 640 g  
**V4042**  
 R6/B1=6

200 mm 1,8 L + LID  
 Ø M = 205 mm  
 H = 91 mm  
 W = 695 g  
**H1152 O**  
 A8=8



**COSMOS**  
 200 mm 1,7 L  
 Ø M = 200 mm  
 H = 95 mm  
 W = 510 g  
**30362**  
 R6/B2=12





LID 170 mm  
 Ø M = 176 mm  
 H = 12 mm  
 W = 30 g  
**Q6213**  
 A 24=24



**EMPILABLE**  
 170 mm 1,1L  
 Ø M = 170 mm  
 H = 79 mm  
 W = 440 g  
**10027**  
 R6/B4=24

170 mm 1,1L + LID  
 Ø M = 176 mm  
 H = 80 mm  
 W = 470 g  
**H1151** ○  
 A6=6



**COSMOS**  
 170 mm 1L  
 Ø M = 170 mm  
 H = 80 mm  
 W = 325 g  
**H5360**  
 R6/B4=24



**SO URBAN**  
 170 mm - 110 cl\*  
 Ø M = 170 mm  
 H = 73 mm  
 W = 468 g  
**Q6303**  
 A12=12



LID 140 mm  
 Ø M = 145 mm  
 H = 11 mm  
 W = 20 g  
**Q9862**  
 A 24=24



**EMPILABLE**  
 140 mm 62,5 cl  
 Ø M = 140 mm  
 H = 62 mm  
 W = 270 g  
**10003**  
 R6/B6=36

140 mm 62,5 cl + LID  
 Ø M = 145 mm  
 H = 64 mm  
 W = 290 g  
**H1150** ○  
 A12=12



**SO URBAN**  
 140 mm - 80 cl\*  
 Ø M = 140 mm  
 H = 88 mm  
 W = 360 g  
**V3158**  
 A24=24



LID 120 mm  
 Ø M = 126 mm  
 H = 11 mm  
 W = 14 g  
**Q6211**  
 A 24=24



**EMPILABLE**  
 120 mm 38,5 cl  
 Ø M = 120 mm  
 H = 54 mm  
 W = 230 g  
**10000**  
 R6/B6=36

120 mm 38,5 cl + LID  
 Ø M = 126 mm  
 H = 56 mm  
 W = 244 g  
**H1149** ○  
 A12=12

## Flatware range definition

	BLACK OAK	EZZO	LAZZO
	STAINLESS STEEL 18-10		
	 THICKNESS 5,8 mm (Dinner fork)	 THICKNESS 5 mm (Dinner fork)	 THICKNESS 4 mm (Dinner fork)
Product Description			
DINNER FORK	✓	✓	✓
DINNER SPOON	✓	✓	✓
DINNER KNIFE (Solid handle)	✓	✓	✓
DINNER KNIFE (Hollow handle)		✓	✓
DESSERT FORK	✓	✓	✓
DESSERT SPOON	✓	✓	✓
DESSERT KNIFE (Solid handle)	✓	✓	✓
SOUP SPOON	✓	✓	✓
TEA SPOON	✓	✓	✓
DEMI TASSE SPOON	✓	✓	✓
FISH KNIFE		✓	✓
FISH FORK		✓	✓
LUNCH KNIFE (Solid handle)		✓	✓
LUNCH FORK		✓	✓
BUTTER SPREADER		✓	✓
STEAK KNIFE (Solid handle)	✓		✓
SERVING FORK			✓
SERVING SPOON			✓
ICED TEA SPOON			✓
CAKE FORK			✓
SAUCE SPOON			✓
ESCARGOT FORK			✓
OYSTER FORK			✓
SAUCE LADLE			✓
SOUP LADLE			✓
CAKE SERVER			✓

	VESCA	VOLUTO
	STAINLESS STEEL 18-10	18-0
	 THICKNESS 2,8 mm (Dinner fork)	
Product Description		
DINNER FORK	✓	
DINNER SPOON	✓	
DINNER KNIFE (Solid handle)	✓	
DESSERT FORK	✓	
DESSERT SPOON	✓	
DESSERT KNIFE (Solid handle)	✓	
SOUP SPOON	✓	
TEA SPOON	✓	✓
DEMI TASSE SPOON	✓	✓
FISH KNIFE	✓	
FISH FORK	✓	
LUNCH KNIFE (Solid handle)	✓	
LUNCH FORK	✓	
STEAK KNIFE (Solid handle)	✓	
SERVING FORK	✓	
SERVING SPOON	✓	
ICED TEA SPOON	✓	
CAKE FORK	✓	
SAUCE SPOON	✓	
ESCARGOT FORK	✓	
OYSTER FORK	✓	
SAUCE LADLE	✓	
SOUP LADLE	✓	
CAKE SERVER	✓	



# Black oak

\* 13/0 - AISI 420

C&S STAINLESS STEEL

HIGH QUALITY 18/10 - AISI 304



	Thickness 5,8 mm (Dinner fork)	L	Ref	Pack
	A. Steak knife (solid handle)*	240 mm	<b>T9226</b>	C12/B3
	B. Dinner knife (solid handle)*	230 mm	<b>T9204</b>	C12/B3
	C. Dinner fork	209 mm	<b>T9201</b>	C12/B3
	D. Dinner spoon	209 mm	<b>T9202</b>	C12/B3
	E. Dessert knife (solid handle)*	215 mm	<b>T9208</b>	C12/B3
	F. Dessert fork	183 mm	<b>T9205</b>	C12/B3
	G. Dessert spoon	182 mm	<b>T9206</b>	C12/B3
	H. Soup spoon	180 mm	<b>T9209</b>	C12/B3
	I. Tea spoon	140 mm	<b>T9210</b>	C12/B3
	J. Demi tasse spoon	113 mm	<b>T9211</b>	C12/B3

# Ezzo

\* 13/0 - AISI 420

C&S STAINLESS STEEL

HIGH QUALITY 18/10 - AISI 304



























	Thickness 5 mm (Dinner fork)	L	Ref	Pack
	A. Dinner knife (hollow handle)*	250 mm	<b>T5203</b>	C12/B3
	B. Dinner knife (solid handle)*	250 mm	<b>T5204</b>	C12/B3
	C. Dinner fork	210 mm	<b>T5201</b>	C12/B3
	D. Dinner spoon	210 mm	<b>T5202</b>	C12/B3
	E. Dessert knife (solid handle)*	220 mm	<b>T5208</b>	C12/B3
	F. Dessert fork	185 mm	<b>T5205</b>	C12/B3
	G. Dessert spoon	185 mm	<b>T5206</b>	C12/B3
	H. Soup spoon	180 mm	<b>T5209</b>	C12/B3
	I. Tea spoon	140 mm	<b>T5210</b>	C12/B3
	J. Demi tasse spoon	115 mm	<b>T5211</b>	C12/B3
	K. Fish knife	206 mm	<b>T5213</b>	C12/B3
	L. Fish fork	185 mm	<b>T5212</b>	C12/B3
	M. Lunch knife (solid handle)*	175 mm	<b>T5215</b>	C12/B3
	N. Lunch fork	153 mm	<b>T5214</b>	C12/B3
	O. Butter spreader	170 mm	<b>T5227</b>	C12/B3



	Thickness 4 mm (Dinner fork)	L	Ref	Pack
	A. Dinner knife (hollow handle)*	242 mm	<b>T4703</b>	C12/B3
	B. Dinner knife (solid handle)*	242 mm	<b>T4704</b>	C12/B3
	C. Dinner fork	210 mm	<b>T4701</b>	C12/B3
	D. Dinner spoon	210 mm	<b>T4702</b>	C12/B3
	E. Dessert knife (solid handle)*	213 mm	<b>T4708</b>	C12/B3
	F. Dessert fork	185 mm	<b>T4705</b>	C12/B3
	G. Dessert spoon	185 mm	<b>T4706</b>	C12/B3
	H. Soup spoon	176 mm	<b>T4709</b>	C12/B3
	I. Tea spoon	140 mm	<b>T4710</b>	C12/B3
	J. Demi tasse spoon	115 mm	<b>T4711</b>	C12/B3
	K. Fish knife	203 mm	<b>T4713</b>	C12/B3
	L. Fish fork	185 mm	<b>T4712</b>	C12/B3
	M. Lunch knife (solid handle)*	177 mm	<b>T4715</b>	C12/B3



	L	Ref	Pack
	D. Lunch fork	153 mm	<b>T4714</b> C12/B3
	E. Butter spreader	165 mm	<b>T4727</b> C12/B3
	F. Steak knife (solid handle)*	242 mm	<b>T0426</b> C12/B3
	G. Serving fork	260 mm	<b>T0416</b> C12/B3
	H. Iced tea spoon	183 mm	<b>T0418</b> C12/B3
	I. Serving spoon	260 mm	<b>T0417</b> C12/B3
	J. Escargot fork	153 mm	<b>T0419</b> C12/B3
	K. Cake fork	153 mm	<b>T0420</b> C12/B3
	L. Oyster fork	145 mm	<b>T0421</b> C12/B3
	M. Sauce spoon	185 mm	<b>T0422</b> C12/B3
	N. Cake server	258 mm	<b>T4723</b> C12/B3
	O. Sauce ladle	178 mm	<b>T0424</b> C1/B6
	P. Soup ladle	278 mm	<b>T0425</b> C1/B6

Thickness 2,8 mm (Dinner fork)		L	Ref	Pack
	A. Dinner knife (solid handle)*	235 mm	<b>T 3104</b>	C12/B4
	B. Dinner fork	205 mm	<b>T 3101</b>	C12/B4
	C. Dinner spoon	205 mm	<b>T 3102</b>	C12/B4
	D. Dessert knife (solid handle)*	207 mm	<b>T 3108</b>	C12/B4
	E. Dessert fork	181 mm	<b>T 3105</b>	C12/B4
	F. Dessert spoon	181 mm	<b>T 3106</b>	C12/B4
	G. Soup spoon	176 mm	<b>T 3109</b>	C12/B4
	H. Tea spoon	137 mm	<b>T 3110</b>	C12/B4
	I. Demi tasse spoon	113 mm	<b>T 3111</b>	C12/B4
	J. Fish knife	202 mm	<b>T 3113</b>	C12/B4
	K. Fish fork	181 mm	<b>T 3112</b>	C12/B4
	L. Lunch knife (solid handle)*	189 mm	<b>T 3115</b>	C12/B4
		L	Ref	Pack
	M. Lunch fork	150 mm	<b>T 3114</b>	C12/B4
	N. Steak knife (solid handle)*	240 mm	<b>T 3126</b>	C12/B4
	O. Cake fork	150 mm	<b>T 3120</b>	C12/B2
	P. Escargot fork	150 mm	<b>T 3119</b>	C12/B2
	Q. Oyster fork	143 mm	<b>T 3121</b>	C12/B2
	R. Iced tea spoon	180 mm	<b>T 3118</b>	C12/B2
	S. Serving fork	260 mm	<b>T 3116</b>	C12/B2
	T. Serving spoon	260 mm	<b>T 3117</b>	C12/B2
	U. Sauce spoon	181 mm	<b>T 3122</b>	C12/B4
	V. Cake server	255 mm	<b>T 3123</b>	C12/B2
	W. Sauce ladle	177 mm	<b>T 3124</b>	C1/B6
	X. Soup ladle	278 mm	<b>T 3125</b>	C1/B6





# Voluto

ARCOROC **STAINLESS STEEL**

HIGH QUALITY 18/0



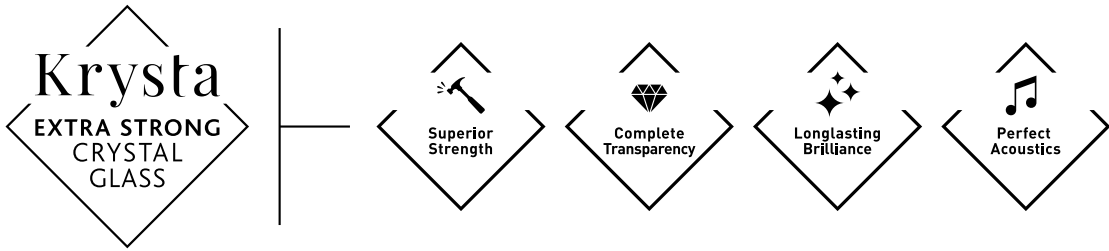
		L	Ref	Pack
	A. Demi tasse spoon	115 mm	<b>T7511</b>	C12/B4
	B. Tea spoon	135 mm	<b>T7510</b>	C12/B4







KRYSTA™

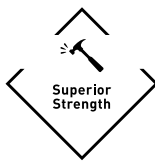


Gastronomy professionals are searching for glasses that satisfy their needs in terms of **perfection and sophistication**.

Their desire: Splendidly elegant table settings with **fine, lightweight, extremely transparent** products.

Their professional needs: **Intensive daily use** requires products that are **highly resistant to shocks and detergents**.

To meet these twin challenges of **aesthetic excellence and resistance**, the Arc Research Centre is introducing a **new generation of lead-free crystal: Krysta™**; The high-performance crystal glass.



### SUPERIOR STRENGTH

The Arc Research Centre has developed a crystalline material, Krysta™, combining **superior strength with exceptional finesse**.

Finer and stronger: the Krysta™ innovation.

With a thickness of 1.1 mm at the rim, Krysta™ is 30% stronger\*

• **Savings across the entire chain: fewer breakages and chipping during transportation, storage, washing and polishing.**

\*than other standard crystal glasses on the market.



### COMPLETE TRANSPARENCY

Krysta™ is one of the **purest and most transparent crystal glass** on the market.

The perfect mastery of its composition, the quality of the sand used, and fusion at a very high temperature gives Krysta™ perfect transparency.

• **Tables enhanced by the sparkle of Krysta™.**

• **The visual aspects of every wine respected to perfection.**



### LONGLASTING BRILLIANCE

Krysta™ boasts extreme, long-lasting brilliance.

After 2,000 professional dishwasher cycles, Krysta™ is **as brilliant and transparent as ever**.

• **Glasses that bring a special brilliance to your tables.**

• **Dinner services with lasting sparkle that you will be using for a long time.**



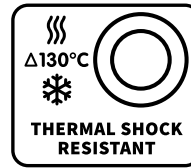
### PERFECT ACOUSTICS

Krysta™'s exclusive composition gives it a **clear, pure sound** in keeping with the tone of the finest crystals.

• **The allure of Krysta™: A unique shine coupled with a distinct sound for a refined sensory experience.**



# FULLY TEMPERED GLASS



For professionals, breakage problems are a regular occurrence. **In order to increase the lifetime of product by 10 to 50 times, in 1958, our research and development center developed and perfected since then, a technical process known as « tempering ».**

This process provides products with excellent resistance to heat and mechanical shock.

Our items are fully tempered.



**Savings in terms of budget and restocking costs:**

a tempered glass can be up to 5 times more resistant than an item that has not undergone any specific treatment process.



**Tempered products resist to temperature variations till 130°C:**

they can thus be removed from the oven (or from a salamander) and placed directly in cold water without the risk of breakage.

\*except for So Urban - thermal shock resistance 110°.



**Completely safe for table service\*:**

when a shock or series of shocks manage to rupture the exterior shell of the tempered glass, the resulting glass shards are not sharp to the touch\*.

\*According to the thickness. Cannot be applied to tempered Opal.

\*\* CAMPUS  
CHIQUITO  
ESKALE  
GRANITY  
LOG  
NEW YORK (HB47, HB40, HB35, OF 38, OF 25)  
NORVÈGE  
SPIRALE



Arcoroc™ and Chef&Sommelier™ cutlery is **designed for intensive and professional use.**

The **reliability** and **durability** is **underpinned by strict specifications and rigorous checks at each stage of the manufacturing process.**

Most of our collections are done in 18/10 - ASI 304 stainless steel, what is ideal for use in **high-quality cutlery and to guarantee resistance**, the thickness of the cutlery is examined in minute detail.

Some of our Arcoroc™ collections are done in 18/0 - ASI 430 performance polished stainless steel, also **resistant and designed for a long life.**

Each piece of our cutlery has been designed to combine **elegance with perfect ergonomics and balance.**

Our cutlery is **wash resistant and respects dinnerware material** by avoiding **scratches.**

The **bending strength and torsion resistance** has been designed to be above the requirements of the industry.

Regarding our knives some are available in both solid handle and hollow handle formats.

Our solid handle knives have been created to balance weight with design and use the finest quality stainless steel.

Our hollow handled knives use the traditional 3 piece composition, highest grade 18/10 - AISI 304 stainless steel handle (2 piece) and high grade (AISI 420) hardened knife blade (3rd piece), to give the optimum in quality, longevity and design. All of our cutlery collections are dishwasher safe.

# NOTES

A series of 25 horizontal dotted lines for writing notes.



SMART TABLETOP  
SOLUTIONS FOR PROFESSIONALS  
2024 FOODSERVICE COLLECTION

ARCOROC



[arcoroc.com](http://arcoroc.com) - [chefsommelier.com](http://chefsommelier.com)

